
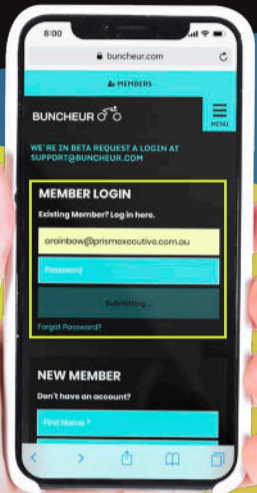


# THE FUTURE OF CYCLING SIGN ON

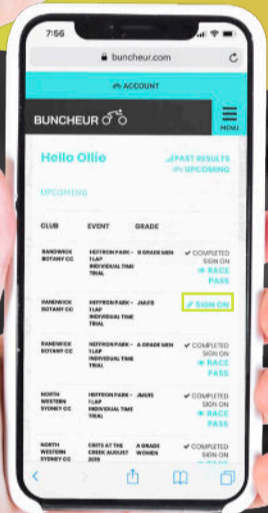
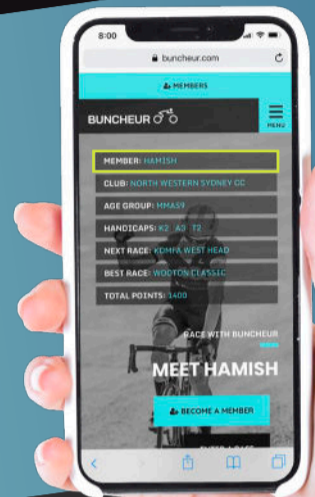


## BUNCHEUR



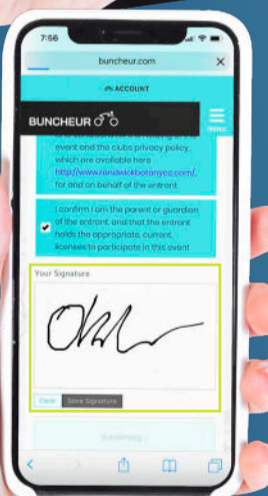
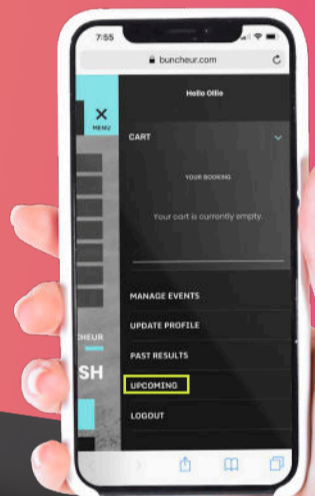
1. • Go to [www.buncheur.com](http://www.buncheur.com)  
Click the blue bar across the top of your phone that says “members”

- Fill out your Buncheur login details you use to pre-enter events




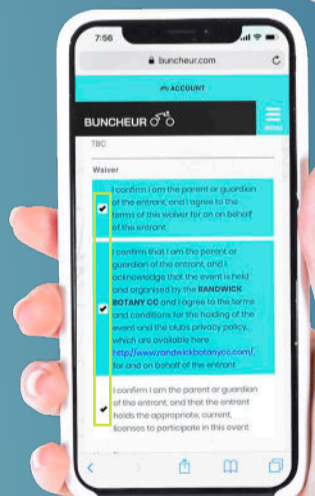
2. • Click the Blue Bar at the top of your screen that says account.  
From the sliding menu choose “Upcoming” to view your upcoming races.

- From your list of “upcoming races” please choose an event that you have not yet signed on for and click “Sign on”



3. • Please tick the check boxes to accept the terms of racing.  
The event you have entered may or may not have a waiver set up as yet. This will be here in future

4. • Scroll down to the signature box and use your finger to sign in to the event.  
Click save signature  
Click Submit



5. • In your upcoming races window click on “Race Pass” under the event you just signed in to

- In future you will be able to present this pass at sign on desk. To receive your race number. The race pass enables the desk to:

- i. Check your signature
- ii. Issue you a pre-allocated race number
- iii. Know your grade
- iv. Check your state handicap
- v. Check your previous race entries
- vi. Access all your saved Next of Kin details from Buncheur in case of an emergency
- vii. Enable parents to sign on from home and better manage informed consent issues around signatures from athletes aged under 18 years old.

