



# ONIR

## LED LINEAR PREMIUM LIGHTING RANGE

LED FLEX  
LINEAR PROFILES  
NEON FLEX

Cover  
Inka Restaurant  
Studio Barbis  
Electrolight  
Photography: Rohan Venn

**ONIR**



---

## OUR APPROACH

We specialise in providing innovative, customisable LED linear lighting solutions. As a customer-centric company, we collaborate closely with our clients to deliver exceptional results across a wide array of sectors.

100% Australian-owned, with a history dating back several decades, we take pride in our commitment to quality-engineered products and offer a 5-year warranty on our extensive portfolio of LED flex, linear profiles, and neon flex.

From our headquarters in Sydney, we stock, customise, and assemble our products to meet the rigorous demands of diverse projects and tight timelines.



---

## QUALITY

From sourcing high-quality components to overseeing manufacturing processes and R&D involving in-house product testing, we adhere to strict guidelines to deliver high-end lighting solutions to our customers, backed by a 5-year product warranty.



---

## VARIETY

With a diverse product portfolio of LED flex and linear profiles tailored for both interior and exterior applications, we provide solutions that cater to a broad spectrum of project applications and requirements.



---

## SUPPORT

We provide excellent customer service, supporting our clients through every stage of the project. From lighting design and advice on our products, to installation assistance and post-sales consultation.




---

## CUSTOMISATION


We collaborate with our clients to create a tailored lighting solution suited to their project needs. With our manufacturing facilities onsite we are able to offer short leadtimes on custom products.

# CONTENTS




## PREMIUM LED FLEX

LED Flex Quick Reference Guide	12
Micro Flex	14
COF - Chip-On-Flex	16
Effi Flex	18
Ex Flex	20
Dynamic Flex	21
Special Flex	24
LED Flex Driver Capacity Guide	25



## PREMIUM LINEAR PROFILE

Linear Profile Quick Reference Guide	30
Micro Profile	32
Surface   Suspended Profile	36
Recessed Profile	44
Corner Profile	48
Trimless Profile	49
Step Profile	54
Specialty Profile	55
Wall Profile	56
Lensed Profile	58
IP Rated Profile	59



## PREMIUM NEON FLEX

Neon Flex Quick Reference Guide	62
3D Neon Flex	64
Side Bend Neon Flex	66
Top Bend Neon Flex	67
360° Neon Flex	69



Toko Restaurant  
Matt Darwon  
G2 Projects  
Photography: Yusuke Oba



Toko Restaurant  
 Matt Darwon  
 G2 Projects  
 Photography: Yusuke Oba

## PREMIUM LED FLEX

Our LED Flex products come with a 5-year warranty and are designed to deliver superior performance, efficacy and colour quality.



### LED FLEX QUICK REFERENCE

12 - 13

#### MICRO FLEX

Micro High Output	14
Micro COF Standard Output	14
Micro COF High Output	15

#### CHIP-ON-FLEX COF

COF High Output 10m	16
COF Plus	16
White Line	17

#### EFFI FLEX

Effi Standard Output	18
Effi High Output	18
Effi Plus	19
Effi Plus High Output	19

#### EX FLEX

Ex High Output 10m	20
Ex Low Output 40m	20

#### DYNAMIC FLEX

COF Tuneable White	21
DMX RGB	21
RGB	22
RGBW	22
COF RGB	23
COF RGBW	23


#### SPECIAL FLEX

Bendable	24
----------	----

# LED Flex Quick Reference Guide

	VOLTAGE	WATTAGE PER/M	LUMENS PER/W	LUMENS PER/M	CRI	MACADAM ELLIPSE	LED'S PER/M	PITCH/mm	CUTTING INTERVALS	IP RATING	MAXIMUM RUN	DIMENSIONS Wmm X Hmm	LED LIFE SPAN	WARRANTY	CCT	PRODUCT CODE	IP PRODUCT CODE	PAGE NUMBER
<b>Micro Flex</b> - Ultra-slim LED flex range designed for our Micro range of profiles																		
MICRO	24v DC	9.6 W/m	94 lm/W	900 lm/m	90	3 SCDM	140	7.14mm	50mm	IP20	IP20 7m	IP20 3.5 x 1	80,000 Hrs	7 Years	4000K	MF-24V-9.6W-40K-IP20		14
															3000K	MF-24V-9.6W-30K-IP20		
															2700K	MF-24V-9.6W-40K-IP20		
MICRO COF STANDARD OUTPUT	24v DC	5 W/m	122 lm/W	610 lm/m	90	3 SCDM	480	2.08mm	50mm	IP20 IP65	IP20 5m IP65 5m	IP20 5 x 1.9 IP65 8.2 x 3.2	54,000 Hrs	7 Years	4000K	MF-COF-24V-5W-40K-IP20	MF-COF-24V-5W-40K-IP65	14
															3000K	MF-COF-24V-5W-30K-IP20	MF-COF-24V-5W-30K-IP65	
															2700K	MF-COF-24V-5W-27K-IP20	MF-COF-24V-5W-27K-IP65	
MICRO COF HIGH OUTPUT	24v DC	7.6 W/m	113 lm/W	860 lm/m	90	3 SCDM	480	2.08mm	50mm	IP20 IP65	IP20 5m IP65 5m	IP20 5 x 1.9 IP65 8.2 x 3.2	54,000 Hrs	7 Years	4000K	MF-COF-24V-7.6W-40K-IP20	MF-COF-24V-7.6W-40K-IP65	15
															3000K	MF-COF-24V-7.6W-30K-IP20	MF-COF-24V-7.6W-30K-IP65	
															2700K	MF-COF-24V-7.6W-27K-IP20	MF-COF-24V-7.6W-27K-IP65	
<b>Chip-On-Flex</b> - COF technology for dot free illumination even in shallow profiles																		
COF HIGH OUTPUT 10M	24v DC	11 W/m	95 lm/W	1050 lm/m	90	3 SCDM	504	1.98mm	41.67mm	IP20 IP65	IP20 10m IP65 10m	IP20 10 x 1.9 IP65 12 x 4.5	54,000 Hrs	7 Years	4000K	COF-24V-11W-40K-IP20	COF-24V-11W-40K-IP65	16
															3000K	COF-24V-11W-30K-IP20	COF-24V-11W-30K-IP65	
															2700K	COF-24V-11W-27K-IP20	COF-24V-11W-27K-IP65	
COF PLUS	24v DC	14.6 W/m	107 lm/W	1560 lm/m	90	3 SCDM	480	2.08mm	50mm	IP20 IP65	IP20 5m IP65 5m	IP20 8 x 1.9 IP65 10 x 4.5	54,000 Hrs	7 Years	4000K	COF-24V-14.6W-40K-IP20	COF-24V-14.6W-40K-IP65	16
															3000K	COF-24V-14.6W-30K-IP20	COF-24V-14.6W-30K-IP65	
															2700K	COF-24V-14.6W-27K-IP20	COF-24V-14.6W-27K-IP65	
WHITE LINE SERIES	24v DC	15 W/m	90 lm/W	1350 lm/m	90	3 SCDM	280	3.57mm	25mm	IP65	IP65 5m	IP65 10.5 x 4	80,000 Hrs	7 Years	4000K		COF-24V-15W-40K-IP65	17
															3000K		COF-24V-15W-30K-IP65	
															2700K		COF-24V-15W-27K-IP65	
<b>Effi Flex</b> - High efficiency LED flex																		
EFFI STANDARD OUTPUT	24v DC	7.2 W/m	100 lm/W	722 lm/m	90	3 SCDM	70	14.28mm	100mm	IP20 IP65	IP20 7m IP65 5m	IP20 8 x 1.2 IP65 10 x 4	80,000 Hrs	7 Years	4000K	EF-24V-7.2W-40K-IP20	EF-24V-7.2W-40K-IP65	18
															3000K	EF-24V-7.2W-30K-IP20	EF-24V-7.2W-30K-IP65	
															2700K	EF-24V-7.2W-27K-IP20	EF-24V-7.2W-27K-IP65	
EFFI HIGH OUPUT	24v DC	9.6 W/m	101 lm/W	972 lm/m	90	3 SCDM	140	7.14mm	50mm	IP20 IP65	IP20 7m IP65 5m	IP20 8 x 1.2 IP65 10 x 4	80,000 Hrs	7 Years	4000K	EF-24V-9.6W-40K-IP20	EF-24V-9.6W-40K-IP65	18
															3000K	EF-24V-9.6W-30K-IP20	EF-24V-9.6W-30K-IP65	
															2700K	EF-24V-9.6W-27K-IP20	EF-24V-9.6W-27K-IP65	
EFFI PLUS	24v DC	14.4 W/m	103 lm/W	1480 lm/m	90	3 SCDM	140	7.14mm	50mm	IP20 IP65	IP20 7m IP65 5m	IP20 8 x 1.2 IP65 10 x 4	80,000 Hrs	7 Years	4000K	EF-24V-14.4W-40K-IP20	EF-24V-14.4W-40K-IP65	19
															3000K	EF-24V-14.4W-30K-IP20	EF-24V-14.4W-30K-IP65	
															2700K	EF-24V-14.4W-27K-IP20	EF-24V-14.4W-27K-IP65	
EFFI PLUS HIGH OUPUT	24v DC	19.2 W/m	105 lm/W	2020 lm/m	90	3 SCDM	210	4.76mm	33.3mm	IP20 IP65	IP20 7m IP65 5m	IP20 8 x 1.2 IP65 10 x 5	80,000 Hrs	7 Years	4000K	EF-24V-19.2W-40K-IP20	EF-24V-19.2W-40K-IP65	19
															3000K	EF-24V-19.2W-30K-IP20	EF-24V-19.2W-30K-IP65	
															2700K	EF-24V-19.2W-27K-IP20	EF-24V-19.2W-27K-IP65	
<b>EX Flex</b> - Extended single continuous run																		
EX HIGH OUTPUT 10M	24v DC	12 W/m	140 lm/W	1680 lm/m	90	3 SCDM	140	7.14mm	50mm	IP20	IP20 10m	IP20 8 x 1.2	80,000 Hrs	7 Years	4000K	EX-24V-12W-40K-IP20		20
															3000K	EX-24V-12W-30K-IP20		
															2700K	EX-24V-12W-27K-IP20		
EX LOW OUTPUT 40M	24v DC	2.6 W/m	77 lm/W	200 lm/m	80	3 SCDM	60	16.6mm	100mm	IP20 IP65	IP20 40m IP65 40m	IP20 10 x 1.2 IP65 12 x 4.5	50,000 Hrs	7 Years	4000K	EX-24V-2.6W-40K-IP20	EX-24V-2.6W-40K-IP65	20
															3000K	EX-24V-2.6W-30K-IP20	EX-24V-2.6W-30K-IP65	
															2700K	EX-24V-2.6W-27K-IP20	EX-24V-2.6W-27K-IP65	
<b>Dynamic Flex</b> - Colour changing and pixel flex																		
COF TUNEABLE WHITE	24v DC	13.6 W/m	37 lm/W	500 lm/m	90	3 SCDM	608	1.64mm	26.32	IP20 IP65	IP20 5m IP65 5m	IP20 10 x 1.9 IP65 15 x 6	40,000 Hrs	7 Years	2500K - 6500K	DF-COF-24V-13.6W-TW-IP20	DF-COF-24V-13.6W-TW-IP65	21
DMX RGB	24v DC	16.8 W/m	35 lm/W	580 lm/m		3 SCDM	84	11.93mm	83.5mm	IP20 IP65	IP20 5m IP65 5m	IP20 10 x 2 IP65 12 x 4.5	54,000 Hrs	7 Years	RGB	DF-DMX-24V-16.8W-RGB-IP20	DF-DMX-24V-16.8W-RGB-IP65	21
RGB	24v DC	18 W/m	39 lm/W	710 lm/m		3 SCDM	84	11.9mm	71.4mm	IP20 IP65	IP20 5m IP65 5m	IP20 10 x 1.8 IP65 12 x 4	80,000 Hrs	7 Years	RGB	DF-24V-17.1W-RGB-IP20	DF-24V-17.1W-RGB-IP65	22
RGBW	24v DC	26.9 W/m	30 lm/W	800 lm/m	90	3 SCDM	84	11.9mm	71.4mm	IP20 IP65	IP20 5m IP65 5m	IP20 12 x 2 IP65 15 x 6	80,000 Hrs	7 Years	RGBW 3000K	DF-24V-26.9W-RGBW-IP20	DF-24V-26.9W-RGBW-IP65	22
COF RGB	24v DC	15 W/m	47 lm/W	700 lm/m		3 SCDM	840	1.12mm	25mm	IP20 IP65	IP20 5m IP65 5m	IP20 10 x 1.6 IP65 12 x 4	50,000 Hrs	7 Years	RGB	DF-COF-24V-15W-RGB-IP20	DF-COF-24V-15W-RGB-IP65	23
COF RGBW	24v DC	18 W/m	68 lm/W	410 lm/m	90	3 SCDM	672	1.49mm	83.33mm	IP20 IP65	IP20 5m IP65 5m	IP20 12 x 1.9 IP65 14 x 4	54,000 Hrs	7 Years	RGBW 3000K	DF-COF-24V-18W-RGBW-IP20	DF-COF-24V-18W-RGBW-IP65	23
<b>Special Flex</b> - Unique LED Flex range for niche applications																		
BENDABLE	24v DC	7.2 W/m	97 lm/W	700 lm/m	90	3 SCDM	60	16.7mm	100mm	IP20	IP20 3m	IP20 8 x 2	80,000 Hrs	7 Years	3000K	SF-24V-7.2W-30K-IP20		24

## Micro Flex High Output

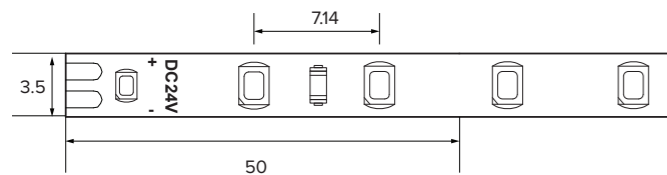


Micro High Output ultra-slim LED flex is engineered specifically for the Micro linear profile range. At just 3.5mm wide, this highly flexible solution delivers outstanding versatility in compact applications.

### PRODUCT SPECIFICATIONS

Input Voltage	24v DC
Power Consumption	9.6 W/m
Lumens per Watt	94 lm/W
Lumens per Metre	900 lm/m
CRI	> 90
MacAdam Ellipse	3 SDCM
LED Quantity per Metre	140 SMD LEDs/m
LED Spacing	7.14mm
Cutting Interval	50mm
Beam Angle	120°
LED Lifespan	80,000hrs
IP Rating	IP20
Operating Temp	-20 ~ 45°C
Dimensions - Wmm x Hmm	3.5mm x 1mm
Roll Length	5000mm

### TECHNICAL DRAWING (MM)




PRODUCT CODE	COLOUR	IP
MF-24V-9.6W-40K-IP20	4000K	20
MF-24V-9.6W-30K-IP20	3000K	20
MF-24V-9.6W-27K-IP20	2700K	20



IP20

## Micro COF Standard Output

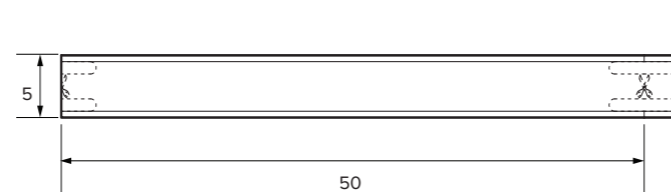


Micro Chip-On-Flex Standard Output is purpose-built for narrow spaces where low-output, dot-free illumination is essential. Chip-On-Flex technology enables a tight LED pitch, ensuring a seamless line of light. At just 5mm wide, this flexible LED solution is perfect for achieving uniform lighting within the Micro linear profile range.

### PRODUCT SPECIFICATIONS

Input Voltage	24v DC
Power Consumption	5 W/m
Lumens per Watt	122 lm/W
Lumens per Metre	610 lm/m
CRI	> 90
MacAdam Ellipse	3 SDCM
LED Quantity per Metre	480 SMD LEDs/m
LED Spacing	2.08mm
Cutting Interval	50mm
Beam Angle	140°
LED Lifespan	54,000hrs
IP Rating	IP20   IP65
Operating Temp	-20 ~ 45°C
Dimensions - Wmm x Hmm	IP20 5 x 1.9   IP65 8.2 x 3.2
Roll Length	5000mm

### TECHNICAL DRAWING (MM)



PRODUCT CODE	COLOUR	IP
MF-COF-24V-5W-40K-IP20	4000K	20
MF-COF-24V-5W-30K-IP20	3000K	20
MF-COF-24V-5W-27K-IP20	2700K	20
MF-COF-24V-5W-40K-IP65	4000K	65
MF-COF-24V-5W-30K-IP65	3000K	65
LMF-COF-24V-5W-27K-IP65	2700K	65




IP20



IP65

## Micro COF High Output

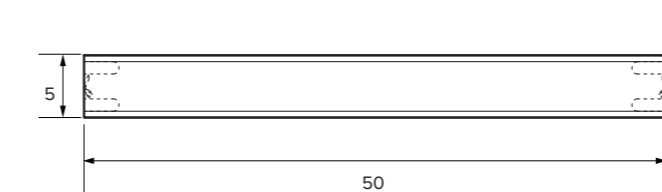


Micro Chip-On-Flex High Output is engineered for narrow spaces requiring high-output, dot-free illumination. Chip-On-Flex technology delivers a tight LED pitch, producing a seamless line of light even at higher wattages. At just 5mm wide, this flexible LED solution is ideal for achieving uniform, high-performance lighting within the Micro linear profile range.

### PRODUCT SPECIFICATIONS

Input Voltage	24v DC
Power Consumption	7.6 W/m
Lumens per Watt	113 lm/W
Lumens per Metre	860 lm/m
CRI	> 90
MacAdam Ellipse	3 SDCM
LED Quantity per Metre	480 SMD LEDs/m
LED Spacing	2.08mm
Cutting Interval	50mm
Beam Angle	140°
LED Lifespan	54,000hrs
IP Rating	IP20   IP65
Operating Temp	-20 ~ 45°C
Dimensions - Wmm x Hmm	IP20 5 x 1.9   IP67 8.2 x 3.2
Roll Length	5000mm

### TECHNICAL DRAWING (MM)



PRODUCT CODE	COLOUR	IP
MF-COF-24V-7.6W-40K-IP20	4000K	20
MF-COF-24V-7.6W-30K-IP20	3000K	20
MF-COF-24V-7.6W-27K-IP20	2700K	20
MF-COF-24V-7.6W-40K-IP65	4000K	65
MF-COF-24V-7.6W-30K-IP65	3000K	65
MF-COF-24V-7.6W-27K-IP65	2700K	65



IP20



IP65

## COF High Output 10M

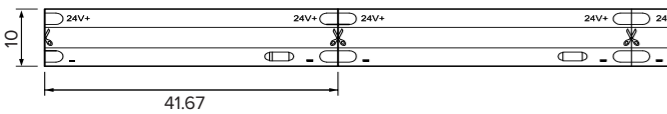


New Chip-On-Flex technology allows for tighter pitch and seamless light output without spotting, even in shallow profiles. Ideal for applications where clean lines and visual comfort are essential.

### PRODUCT SPECIFICATIONS

Input Voltage	24v DC
Power Consumption	11 W/m
Lumens per Watt	95 lm/W
Lumens per Metre	1050 lm/m
CRI	> 90
MacAdam Ellipse	3 SDCM
LED Quantity per Metre	504 SMD LEDs/m
LED Spacing	1.98mm
Cutting Interval	41.67mm
Beam Angle	140°
LED Lifespan	54,000hrs
IP Rating	IP20   IP65
Operating Temp	-20 ~ 45°C
Dimensions - Wmm x Hmm	IP20 10 x 1.9   IP65 12 x 4.5
Roll Length	10,000mm

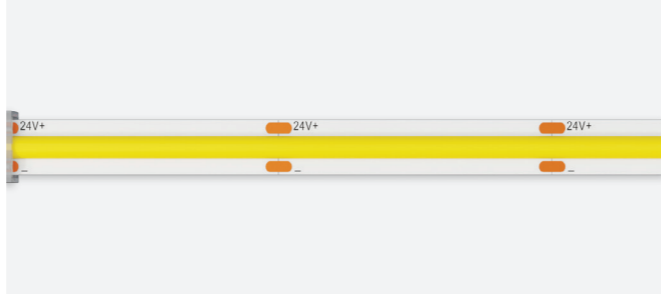
### TECHNICAL DRAWING (MM)



PRODUCT CODE	COLOUR	IP
COF-24V-11W-40K-IP20	4000K	20
COF-24V-11W-30K-IP20	3000K	20
COF-24V-11W-27K-IP20	2700K	20
COF-24V-11W-40K-IP65	4000K	65
COF-24V-11W-30K-IP65	3000K	65
COF-24V-11W-27K-IP65	2700K	65



## COF Plus

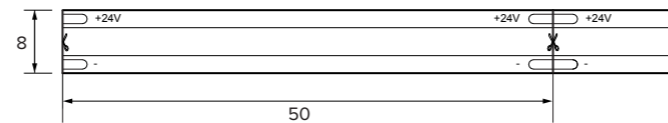


New Chip-On-Flex technology allows for tighter pitch and seamless light output without spotting, even in shallow profiles. Ideal for applications where clean lines and visual comfort are essential.

### PRODUCT SPECIFICATIONS

Input Voltage	24v DC
Power Consumption	14.6 W/m
Lumens per Watt	107 lm/W
Lumens per Metre	1560 lm/m
CRI	> 90
MacAdam Ellipse	3 SDCM
LED Quantity per Metre	480 SMD LEDs/m
LED Spacing	2.08mm
Cutting Interval	50mm
Beam Angle	140°
LED Lifespan	54,000hrs
IP Rating	IP20   IP65
Operating Temp	-20 ~ 45°C
Dimensions - Wmm x Hmm	IP20 8 x 1.9   IP65 10 x 4.5
Roll Length	10000mm


### TECHNICAL DRAWING (MM)



PRODUCT CODE	COLOUR	IP
COF-24V-14.6W-40K-IP20	4000K	20
COF-24V-14.6W-30K-IP20	3000K	20
COF-24V-14.6W-27K-IP20	2700K	20
COF-24V-14.6W-40K-IP65	4000K	65
COF-24V-14.6W-30K-IP65	3000K	65
COF-24V-14.6W-27K-IP65	2700K	65



## COF White Line

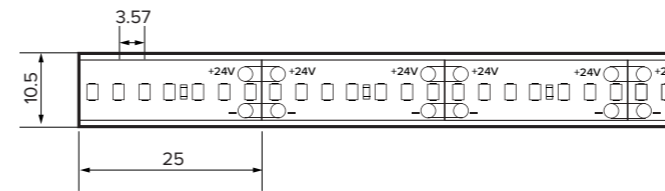


A high-output, tight-pitch LED flex encased in a milky sleeve for seamless, dot-free illumination, even in shallow profiles. Ideal for applications where clean lines and visual uniformity are essential.

### PRODUCT SPECIFICATIONS

Input Voltage	24v DC
Power Consumption	15 W/m
Lumens per Watt	90 lm/W
Lumens per Metre	1350 lm/m
CRI	> 90
MacAdam Ellipse	3 SDCM
LED Quantity per Metre	280 SMD LEDs/m
LED Spacing	3.57mm
Cutting Interval	25mm
Beam Angle	140°
LED Lifespan	50,000hrs
IP Rating	IP65
Operating Temp	-20 ~ 45°C
Dimensions - Wmm x Hmm	10.5 x 4.5
Roll Length	5000mm

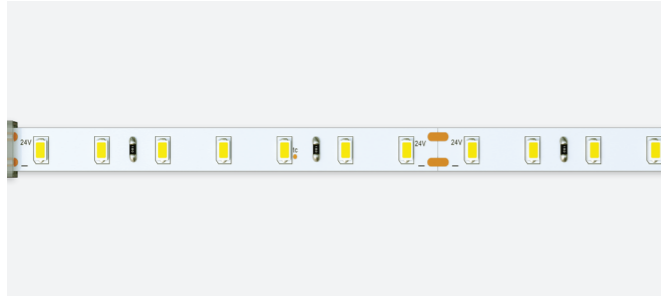
### TECHNICAL DRAWING (MM)



PRODUCT CODE	COLOUR	IP
COF-24V-15W-40K-IP65	4000K	65
COF-24V-15W-30K-IP65	3000K	65
COF-24V-15W-27K-IP65	2700K	65



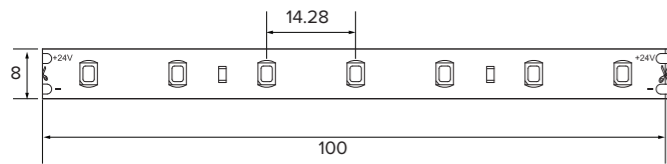
## Effi Standard-Output



Effi Standard-Output is a high-efficiency solution consuming less than 10W, suitable for a wide range of applications. Available in both IP20 and IP65 ratings.

PRODUCT SPECIFICATIONS	
Input Voltage	24v DC
Power Consumption	7.2 W/m
Lumens per Watt	100 lm/W
Lumens per Metre	722 lm/m
CRI	> 90
MacAdam Ellipse	3 SDCM
LED Quantity per Metre	70 SMD LEDs/m
LED Spacing	14.29mm
Cutting Interval	100mm
Beam Angle	120°
LED Lifespan	80,000hrs
IP Rating	IP20   IP65
Operating Temp	-20 ~ 45°C
Dimensions - Wmm x Hmm	IP20 8 x 1.2   IP65 10 x 4
Roll Length	5000mm


### TECHNICAL DRAWING (MM)



PRODUCT CODE	COLOUR	IP
EF-24V-7.2W-40K-IP20	4000K	20
EF-24V-7.2W-30K-IP20	3000K	20
EF-24V-7.2W-27K-IP20	2700K	20
EF-24V-7.2W-40K-IP65	4000K	65
EF-24V-7.2W-30K-IP65	3000K	65
EF-24V-7.2W-27K-IP65	2700K	65



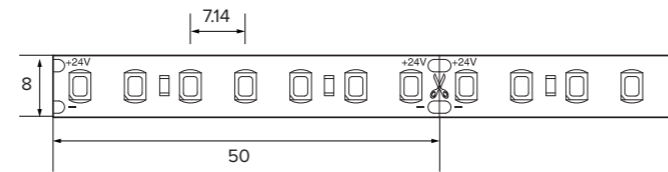
## Effi High-Output



Effi High-Output is an energy-efficient lighting solution featuring a close LED pitch and a 10W/m output. Designed for versatility, it is available in both IP20 and IP65 versions to suit a wide range of applications.

PRODUCT SPECIFICATIONS	
Input Voltage	24v DC
Power Consumption	9.6 W/m
Lumens per Watt	101 lm/W
Lumens per Metre	972 lm/m
CRI	> 90
MacAdam Ellipse	3 SDCM
LED Quantity per Metre	140 SMD LEDs/m
LED Spacing	7.14mm
Cutting Interval	50mm
Beam Angle	120°
LED Lifespan	80,000hrs
IP Rating	IP20   IP65
Operating Temp	-20 ~ 45°C
Dimensions - Wmm x Hmm	IP20 8 x 1.2   IP65 10.1 x 4
Roll Length	10000mm


### TECHNICAL DRAWING (MM)



PRODUCT CODE	COLOUR	IP
EF-24V-9.6W-40K-IP20	4000K	20
EF-24V-9.6W-30K-IP20	3000K	20
EF-24V-9.6W-27K-IP20	2700K	20
EF-24V-9.6W-40K-IP65	4000K	65
EF-24V-9.6W-30K-IP65	3000K	65
EF-24V-9.6W-27K-IP65	2700K	65



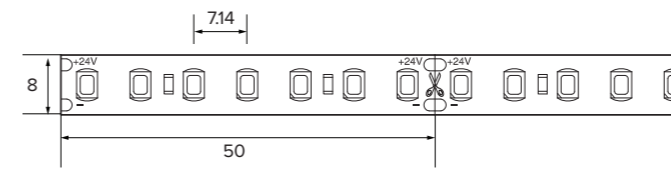
## Effi Plus



Effi Plus is a high-efficiency solution with a close LED pitch and an output of 15W/m. Suitable for a wide range of applications, it is available in both IP20 and IP65 ratings.

PRODUCT SPECIFICATIONS	
Input Voltage	24v DC
Power Consumption	14.4 W/m
Lumens per Watt	103 lm/W
Lumens per Metre	1480 lm/m
CRI	> 90
MacAdam Ellipse	3 SDCM
LED Quantity per Metre	140 SMD LEDs/m
LED Spacing	7.14mm
Cutting Interval	50mm
Beam Angle	120°
LED Lifespan	80,000hrs
IP Rating	IP20   IP65
Operating Temp	-20 ~ 45°C
Dimensions - Wmm x Hmm	IP20 8 x 1.2   IP65 10 x 4
Roll Length	10000mm

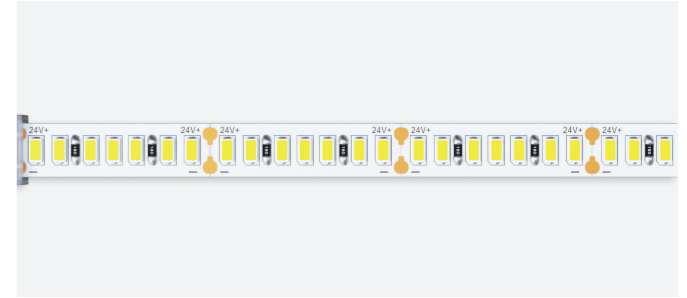
### TECHNICAL DRAWING (MM)



PRODUCT CODE	COLOUR	IP
EF-24V-14.4W-40K-IP20	4000K	20
EF-24V-14.4W-30K-IP20	3000K	20
EF-24V-14.4W-27K-IP20	2700K	20
EF-24V-14.4W-40K-IP65	4000K	65
EF-24V-14.4W-30K-IP65	3000K	65
EF-24V-14.4W-27K-IP65	2700K	65



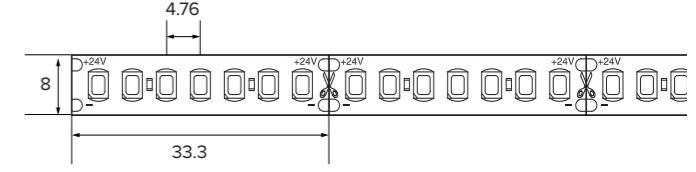
## Effi Plus High-Output



Effi Plus is a high-efficiency solution with a very close LED pitch, designed for applications requiring a high output of 20W/m. Available in both IP20 and IP65 ratings, it's ideal for a wide range of lighting scenarios.

PRODUCT SPECIFICATIONS	
Input Voltage	24v DC
Power Consumption	19.2 W/m
Lumens per Watt	105 lm/W
Lumens per Metre	2020 lm/m
CRI	> 90
MacAdam Ellipse	3 SDCM
LED Quantity per Metre	210 SMD LEDs/m
LED Spacing	4.76mm
Cutting Interval	33.3mm
Beam Angle	120°
LED Lifespan	80,000hrs
IP Rating	IP20   IP65
Operating Temp	-20 ~ 45°C
Dimensions - Wmm x Hmm	IP20 8 x 1.2   IP65 10 x 5
Roll Length	10000mm


### TECHNICAL DRAWING (MM)



PRODUCT CODE	COLOUR	IP
EF-24V-19.2W-40K-IP20	4000K	20
EF-24V-19.2W-30K-IP20	3000K	20
EF-24V-19.2W-27K-IP20	2700K	20
EF-24V-19.2W-40K-IP65	4000K	65
EF-24V-19.2W-30K-IP65	3000K	65
EF-24V-19.2W-27K-IP65	2700K	65



## Ex High-Output 10m

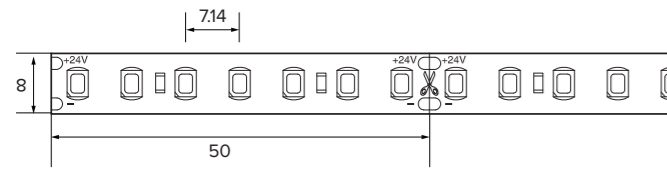


Ex High-Output is an energy-efficient lighting solution featuring a close LED pitch and a 10W/m output. Designed for applications requiring extended, continuous runs of up to 10 metres without voltage drop.

### PRODUCT SPECIFICATIONS

Input Voltage	24v DC
Power Consumption	12 W/m
Lumens per Watt	140 lm/W
Lumens per Metre	1680 lm/m
CRI	> 90
MacAdam Ellipse	3 SDCM
LED Quantity per Metre	140 SMD LEDs/m
LED Spacing	7.14mm
Cutting Interval	50mm
Beam Angle	120°
LED Lifespan	80,000hrs
IP Rating	IP20
Operating Temp	-20 ~ 45°C
Dimensions - Wmm x Hmm	8 x 1.2
Roll Length	10000mm


### TECHNICAL DRAWING (MM)



PRODUCT CODE	COLOUR	IP
EX-24V-12W-40K-IP20	4000K	20
EX-24V-12W-30K-IP20	3000K	20
EX-24V-12W-27K-IP20	2700K	20



## Ex Low-Output 40m

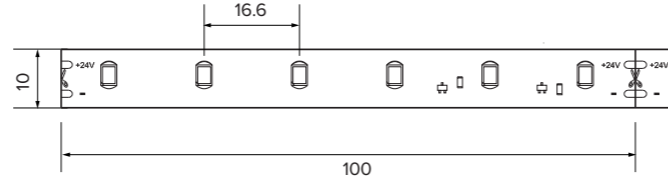


Ex Low-Output ultra-long run LED Flex delivers continuous runs of up to 40 metres, with no additional connections required.

### PRODUCT SPECIFICATIONS

Input Voltage	24v DC
Power Consumption	2.6 W/m
Lumens per Watt	77 lm/W
Lumens per Metre	200 lm/m
CRI	> 90
MacAdam Ellipse	3 SDCM
LED Quantity per Metre	60 SMD LEDs/m
LED Spacing	16.6mm
Cutting Interval	100mm
Beam Angle	120°
LED Lifespan	50,000hrs
IP Rating	IP20   IP65
Operating Temp	-20 ~ 45°C
Dimensions - Wmm x Hmm	IP20 10 x 1.2   IP65 12 x 4.5
Roll Length	40000mm

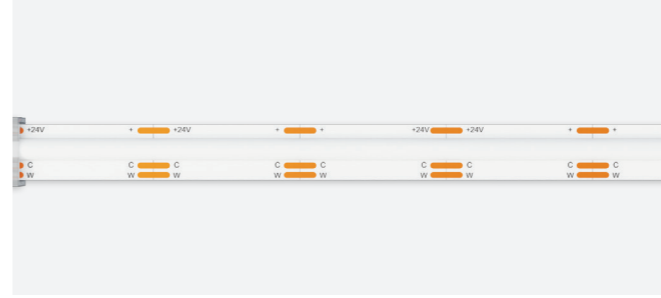
### TECHNICAL DRAWING (MM)



PRODUCT CODE	COLOUR	IP
EX-24V-2.6W-40K-IP20	4000K	20
EX-24V-2.6W-30K-IP20	3000K	20
EX-24V-2.6W-27K-IP20	2700K	20
EX-24V-2.6W-40K-IP65	4000K	65
EX-24V-2.6W-30K-IP65	3000K	65
EX-24V-2.6W-27K-IP65	2700K	65



## COF Tuneable White




Adjustable white colour temperature from a warm 2500K to a cool 6500K via dimming control. Chip-On-Flex technology ensures a consistent, dot-free line of illumination.

### PRODUCT SPECIFICATIONS

Input Voltage	24v DC
Power Consumption	13.6 W/m
Lumens per Watt	37 lm/W 2500k
Lumens per Metre	500 lm/m 2500K
CRI	> 90
MacAdam Ellipse	3 SDCM
LED Quantity per Metre	608 SMD LEDs/m
LED Spacing	1.64mm
Cutting Interval	26.32mm
Beam Angle	140°
LED Lifespan	50,000hrs
IP Rating	IP20   IP65
Operating Temp	-20 ~ 45°C
Dimensions - Wmm x Hmm	IP20 10 x 1.9   IP65 12 x 4.5
Roll Length	5000mm


### TECHNICAL DRAWING (MM)



PRODUCT CODE	COLOUR	IP
DF-COF-24V-13.6W-TW-IP20	2500K - 6500K	20
DF-COF-24V-13.6W-TW-IP65	2500K - 6500K	65



## DMX RGB

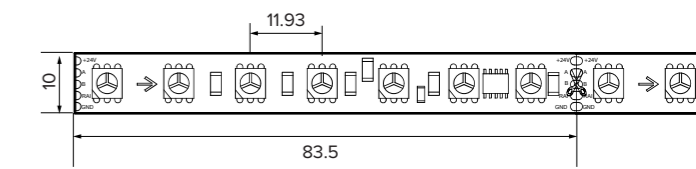


Colour-changing LED flex with individual segment control every 100mm, ideal for dynamic chasing effects and animated lighting features.

### PRODUCT SPECIFICATIONS

Input Voltage	24v DC
Power Consumption	16.8 W/m
Lumens per Watt	35 lm/W
Lumens per Metre	580 lm/m
CRI	—
MacAdam Ellipse	3 SDCM
LED Quantity per Metre	84 SMD LEDs/m
LED Spacing	11.93mm
Cutting Interval	83.5mm
Beam Angle	120°
LED Lifespan	54,000hrs
IP Rating	IP20   IP65
Operating Temp	-20 ~ 45°C
Dimensions - Wmm x Hmm	IP20 10 x 2   IP65 12 x 4.5
Roll Length	5000mm


### TECHNICAL DRAWING (MM)



PRODUCT CODE	COLOUR	IP
DF-DMX-24V-16.8W-RGB-IP20	RGB	20
DF-DMX-24V-16.8W-RGB-IP65	RGB	65



## RGB

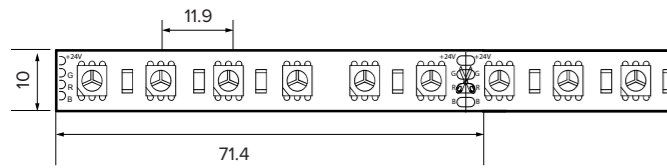


A versatile colour-changing LED flex suitable for high-output applications. Mix any colour using RGB controls for vibrant, dynamic lighting effects.

### PRODUCT SPECIFICATIONS

Input Voltage	24v DC
Power Consumption	18 W/m
Lumens per Watt	39lm/W
Lumens per Metre	710 lm/m
CRI	—
MacAdam Ellipse	3 SDCM
LED Quantity per Metre	84 SMD LEDs/m
LED Spacing	11.9mm
Cutting Interval	71.4mm
Beam Angle	120°
LED Lifespan	80,000hrs
IP Rating	IP20   IP65
Operating Temp	-20 ~ 45°C
Dimensions - Wmm x Hmm	IP20 10 x 1.8   IP65 12 x 4
Roll Length	5000mm

### TECHNICAL DRAWING (MM)

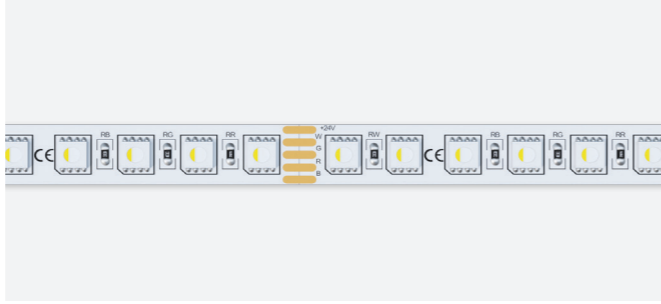


PRODUCT CODE	COLOUR	IP
DF-24V-17.1W-RGB-IP20	RGB	20
DF-24V-17.1W-RGB-IP65	RGB	65



IP20 IP65

## RGBW

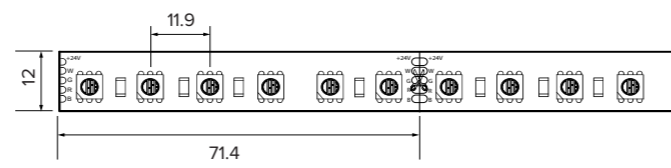


An innovative design offering both static white at 3000K and colour-changing RGB. Switch modes and mix any colour using controls for vibrant, dynamic effects.

### PRODUCT SPECIFICATIONS

Input Voltage	24v DC
Power Consumption	26.9 W/m
Lumens per Watt	30 lm/W
Lumens per Metre	800 lm/m 3000K
CRI	> 90
MacAdam Ellipse	3 SDCM
LED Quantity per Metre	84 SMD LEDs/m
LED Spacing	11.9mm
Cutting Interval	71.4mm
Beam Angle	120°
LED Lifespan	80,000hrs
IP Rating	IP20   IP65
Operating Temp	-20 ~ 45°C
Dimensions - Wmm x Hmm	IP20 12 x 2   IP65 14 x 4.5
Roll Length	5000mm

### TECHNICAL DRAWING (MM)

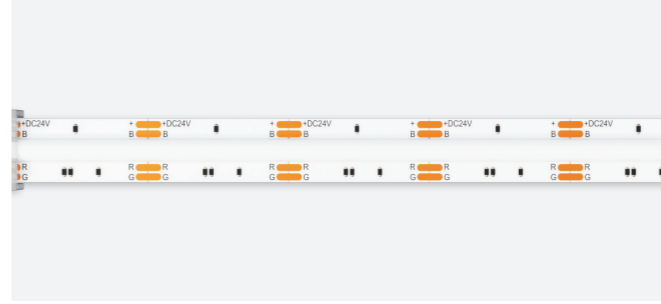


PRODUCT CODE	COLOUR	IP
DF-24V-26.9W-RGBW-IP20	RGBW	20
DF-24V-26.9W-RGBW-IP65	RGBW	65



IP20 IP65

## COF RGB




Colour-changing Chip-On-Flex with advanced COF technology for a smooth, dot-free line of light. Mix any colour using RGB controls to achieve vibrant, dynamic effects.

### PRODUCT SPECIFICATIONS

Input Voltage	24v DC
Power Consumption	15 W/m
Lumens per Watt	47 lm/W
Lumens per Metre	700 lm/m RGB
MacAdam Ellipse	3 SDCM
LED Quantity per Metre	840 SMD LEDs/m
LED Spacing	1.12mm
Cutting Interval	25mm
Beam Angle	180°
LED Lifespan	80,000hrs
IP Rating	IP20   IP65
Operating Temp	-20 ~ 45°C
Dimensions - Wmm x Hmm	IP20 10 x 1.6   IP65 12 x 4
Roll Length	5000mm

### TECHNICAL DRAWING (MM)



PRODUCT CODE	COLOUR	IP
DF-COF-24V-15W-RGB-IP20	RGB	20
DF-COF-24V-15W-RGB-IP65	RGB	65



IP20 IP65

## COF RGBW

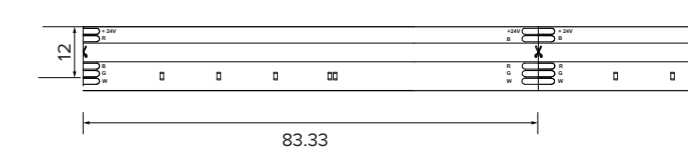


Chip-On-Flex offering both Static white at 3000K and colour changing RGB. COF technology delivers a smooth, dot-free line of illumination. Easily switch modes and mix any colour for vibrant, dynamic effects.

### PRODUCT SPECIFICATIONS

Input Voltage	24v DC
Power Consumption	18 W/m
Lumens per Watt	68 lm/W
Lumens per Metre	410 lm/m 3000k
MacAdam Ellipse	3 SDCM
LED Quantity per Metre	672 SMD LEDs/m
LED Spacing	1.49mm
Cutting Interval	83.3mm
Beam Angle	140°
LED Lifespan	50,000hrs
IP Rating	IP20   IP65
Operating Temp	-20 ~ 45°C
Dimensions - Wmm x Hmm	IP20 12 x 1.9   IP65 14 x 4
Roll Length	5000mm

### TECHNICAL DRAWING (MM)

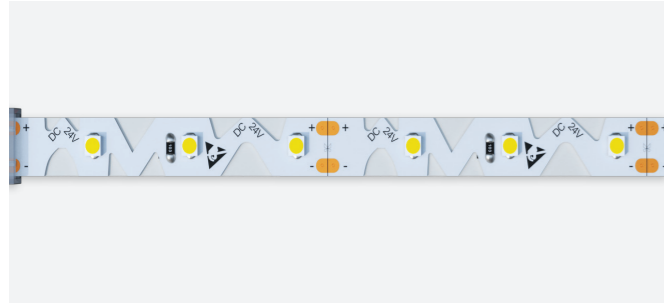


PRODUCT CODE	COLOUR	IP
DF-COF-24V-18W-RGBW-IP20	RGBW	20
DF-COF-24V-18W-RGBW-IP65	RGBW	65



IP20 IP65

## Bendable

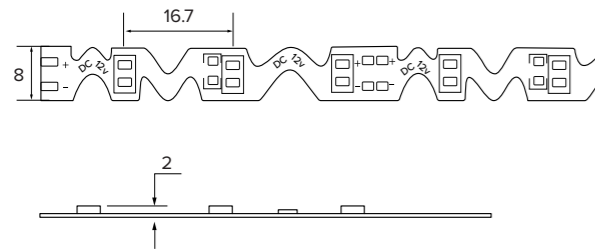


Bendable LED flex specifically designed for signage, channel lettering, and backlighting—ideal for applications requiring easy directional changes along the run.

### PRODUCT SPECIFICATIONS

Input Voltage	24v DC
Power Consumption	7.2 W/m
Lumens per Watt	97 lm/W
Lumens per Metre	700 lm/m
CRI	> 90
MacAdam Ellipse	3 SDCM
LED Quantity per Metre	60 SMD LEDs/m
LED Spacing	16.7mm
Cutting Interval	100mm
Beam Angle	120°
LED Lifespan	80,000hrs
IP Rating	IP20
Operating Temp	-20 ~ 45°C
Dimensions - Wmm x Hmm	8 x 2
Roll Length	5000mm

### TECHNICAL DRAWING (MM)



PRODUCT CODE	COLOUR	IP
SF-24V-7.2W-30K-IP20	3000K	20



IP20

## LED Flex Driver Capacity Guide

DRIVER	7.2 W/m	9.6 W/m	11 W/m	14.4 W/m	14.6 W/m	15 W/m	17.1 W/m	19.2 W/m	26.9 W/m
30W	4.1m	3.1m	2.7m	2.0m	2.0m	2.0m	1.7m	1.5m	1.1m
75W	10.4m	7.8m	6.8m	5.2m	5.1m	5.0m	4.3m	3.9m	2.7m
100W	13.8m	10.4m	9m	6.9m	6.8m	6.6m	5.8m	5.2m	3.7m
150W	20.8m	15.6m	13.6m	10.4m	10.2m	10m	8.7m	7.8m	5.5m
200W	27.7m	20.8m	18.1m	13.8m	13.6m	13.3m	11.6m	10.4m	7.4m
240W	33.3m	25m	21.8m	16.6m	16.4m	16m	14m	12.5m	8.9m
320W	44.4m	33.3m	29m	22.2m	21.9m	21.3m	18.7m	16.6m	11.8m

## LED Flex Driver List

PRODUCT CODE	VOLTAGE	WATTS	DIMMING	WIDTH MM	HEIGHT MM	LENGTH MM
24V-30W-IP20-ND	24V	30W	NON-DIM	44.6	19.2	123
24V-75W-IP20-ND	24V	75W	NON-DIM	44.5	28.2	170
24V-100W-IP20-ND	24V	100W	NON-DIM	44.5	28.2	170
24V-200W-IP20-ND	24V	200W	NON-DIM	67.1	31.2	195
24V-320W-IP20-ND	24V	320W	NON-DIM	77.5	35	201.7
24V-75W-IP20-MD	24V	75W	TRIAC	53.9	36	212.5
24V-200W-IP20-MD	24V	200W	TRIAC	60	45	310
24V-36W-IP20-DALI	24V	36W	DALI	43	30	210
24V-75W-IP20-DALI	24V	75W	DALI	43	30	293
24V-150W-IP20-DALI	24V	150W	DALI	43	30	352
24V-240W-IP20-DALI	24V	240W	DALI	49.5	30	340



Inka Restaurant  
Studio Barbis  
Electrolight  
Photography: Rohan Venn

# PREMIUM LINEAR PROFILE

Our linear profiles are covered with a 5-year warranty and are constructed of heavy-gauge, corrosion resistant aluminium. Available for a range of applications and in custom lengths up to 3 metres. Custom finishes available on request.



## LINEAR PROFILE QUICK REFERENCE GUIDE 30 - 31

### MICRO PROFILE

Starr	32
Apollo	32
Lyra	33
Angle 10	33
Gradus	34

### SURFACE

#### | SUSPENDED PROFILE

Lynx	36
Ursa	36
Nova	37
Luna	37
Bran	38
Hydra	38
Mira	39
Leda	39
Zora	40
Vega	40
Indi	41
Wolf	41
Puli	42
Ares	42
Aria	43

### RECESSED PROFILE

Selena	44
Capella	44
Sky	45
Callisto	45
Astra	46
Archer	46
Cosmos	47
Hugo	47

### CORNER PROFILE

Angle 10	48
Angle 19	48

### TRIMLESS PROFILE

Minka	49
Buru	49
Sancho	50
Tylos	50
Iztok	51
Gamma	51
Iota	52
Vesta	52
Ion	53

### STEP PROFILE

Gradus	54
Gradus Magnus	54
Terra	55

### SPECIALTY

Plana	55
-------	----

### WALL PROFILE

Ariel	56
Atlas	56
Celeste	57
Iota	57

### LENSED PROFILE

Fakous	58
Pavo	58
Comet	59

### IP RATED PROFILE

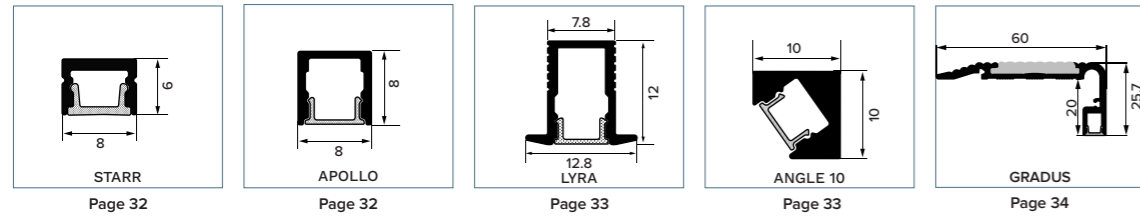
Nero	59
------	----



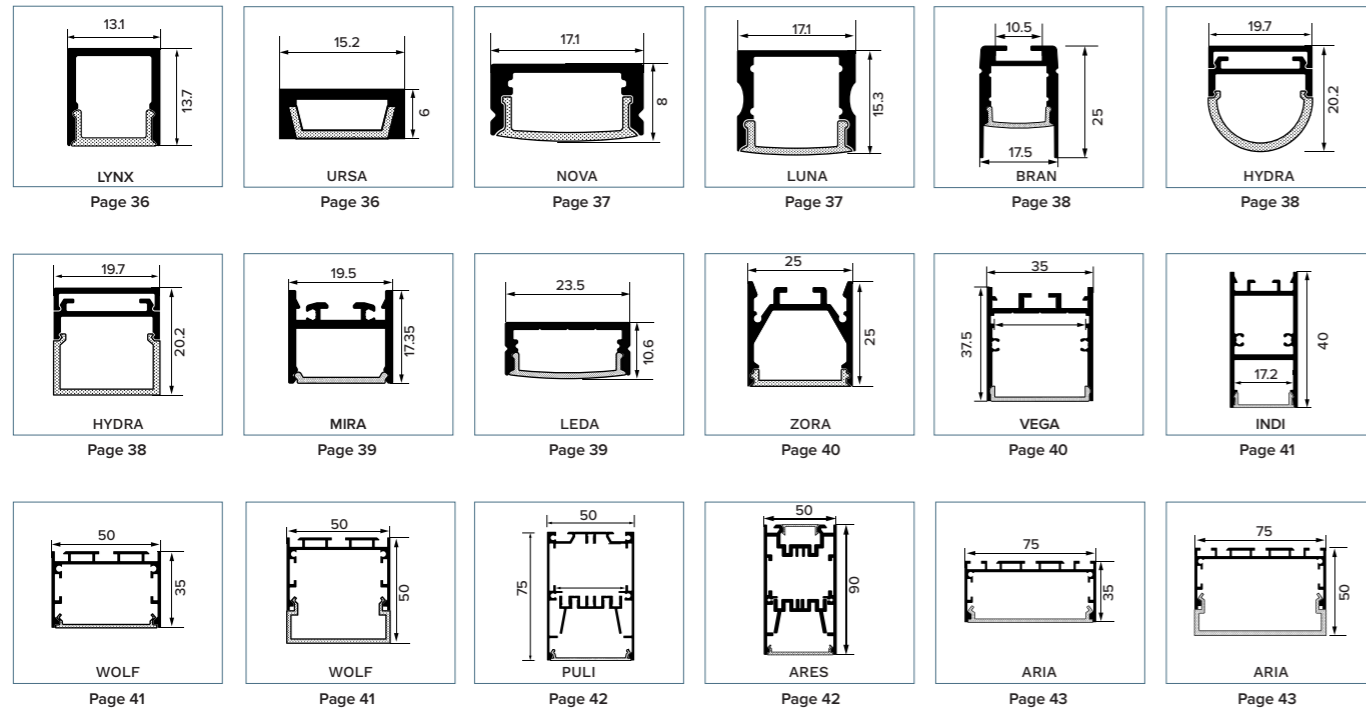
Inka Restaurant  
Studio Barbis  
Electrolight  
Photography: Rohan Venn

# Linear Profile Quick Reference Guide

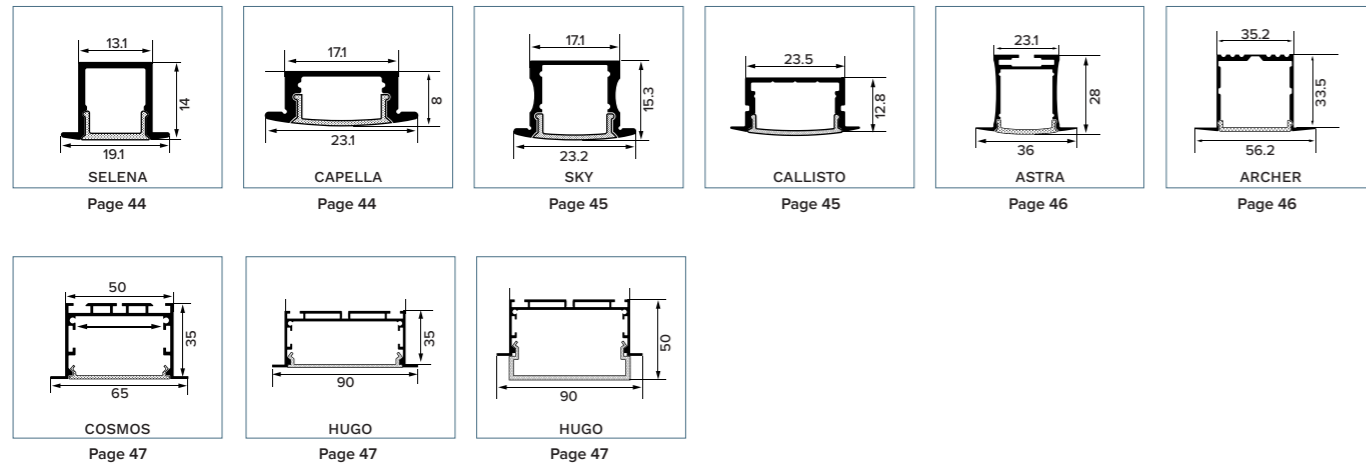
## Micro Profiles



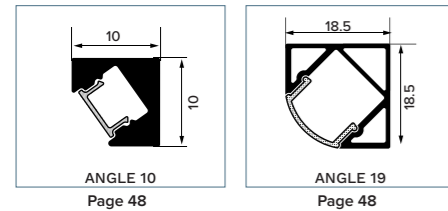
## Surface | Suspended Profiles



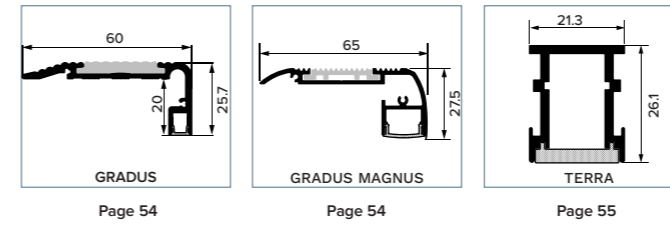
## Recessed Profiles



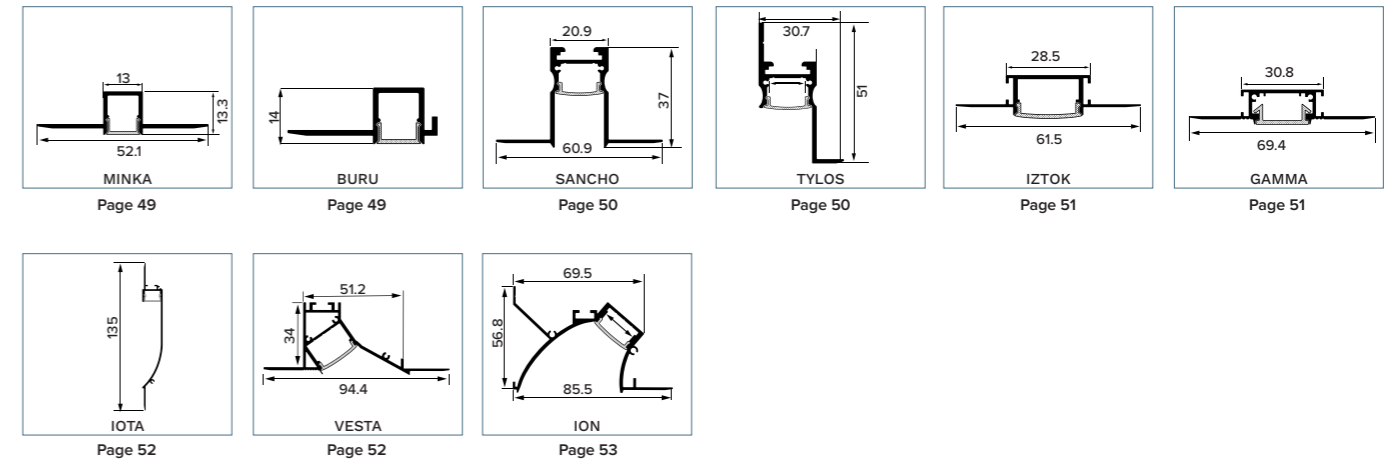
## Corner Profiles



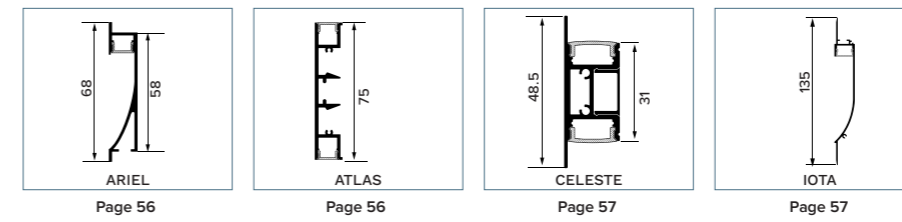
## Step Profiles



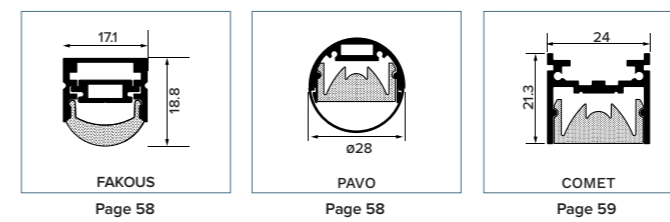
## Trimless Profiles



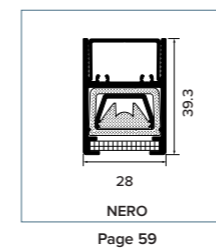
## Wall Profiles



## Lensed Profiles




## IP Rated Profiles



## Specialty Profiles



### Starr Micro Surface Profile



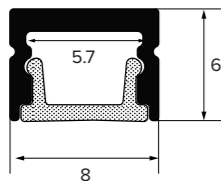
**APPLICATIONS**

- Cove lighting
- Bathroom
- Wardrobe

**PRODUCT SPECIFICATIONS**

Dimensions	<b>8mm x 6mm</b>
Max Length	<b>3000mm</b>
Max LED Flex Width	<b>5mm</b>
IK Rating	<b>08</b>

**TECHNICAL DRAWING (MM)**



PRODUCT CODE	DESCRIPTION
STARR-S-W-*000	Starr profile 1m   2m   3m white <input type="checkbox"/>
STARR-S-B-*000	Starr profile 1m   2m   3m black <input checked="" type="checkbox"/>

**ACCESSORIES**

PRODUCT CODE	DESCRIPTION
D86-OD-*000	D86 Opal diffuser 1m   2m   3m
STARR-MC	Starr mounting clip



### Apollo Micro Surface Profile



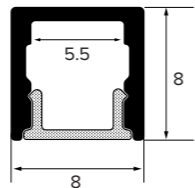
**APPLICATIONS**

- Kitchen
- Office
- Joinery

**PRODUCT SPECIFICATIONS**

Dimensions	<b>8mm x 8mm</b>
Max Length	<b>3000mm</b>
Max LED Flex Width	<b>5mm</b>
IK Rating	<b>08</b>

**TECHNICAL DRAWING (MM)**



PRODUCT CODE	DESCRIPTION
APOLLO-S-A-*000	Apollo profile 1m   2m   3m ano alu <input checked="" type="checkbox"/>
APOLLO-S-W-*000	Apollo profile 1m   2m   3m white <input type="checkbox"/>
APOLLO-S-B-*000	Apollo profile 1m   2m   3m black <input checked="" type="checkbox"/>

**ACCESSORIES**

PRODUCT CODE	DESCRIPTION
D8-OD-*000	D8 Opal diffuser 1m   2m   3m
D8-BD-*000	D8 Black diffuser 1m   2m   3m
D8-FO-20000	D8 Flexible opal diffuser 20000mm
D8-FB-20000	D8 Flexible black diffuser 20000mm
APOLLO-EC-*	Apollo end cap alu grey   white   black
APOLLO-ECH-*	Apollo end cap w/hole alu grey   white   black
APOLLO-MC	Apollo mounting clip



### Lyra Micro Recessed Profile



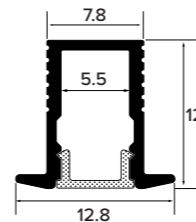
**APPLICATIONS**

- Joinery
- Stair
- Kitchen
- Wardrobe

**PRODUCT SPECIFICATIONS**

Dimensions	<b>7.8mm x 12mm</b>
Max Length	<b>3000mm</b>
Max LED Flex Width	<b>5mm</b>
IK Rating	<b>08</b>

**TECHNICAL DRAWING (MM)**



PRODUCT CODE	DESCRIPTION
LYRA-R-A-*000	Lyra profile 1m   2m   3m ano alu <input checked="" type="checkbox"/>
LYRA-R-W-*000	Lyra profile 1m   2m   3m white <input type="checkbox"/>
LYRA-R-B-*000	Lyra profile 1m   2m   3m black <input checked="" type="checkbox"/>

**ACCESSORIES**

PRODUCT CODE	DESCRIPTION
D8-OD-*000	D8 Opal diffuser 1m   2m   3m
D8-BD-*000	D8 Black diffuser 1m   2m   3m
D8-FO-20000	D8 Flexible opal diffuser 20000mm
D8-FB-20000	D8 Flexible black diffuser 20000mm
LYRA-EC-*	End cap alu grey   white   black
LYRA-ECH-*	End cap w/hole alu grey   white   black



### Angle 10 Micro Corner Profile



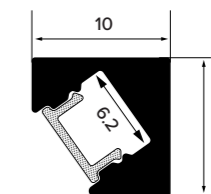
**APPLICATIONS**

- Joinery
- Stair
- Kitchen
- Wardrobe

**PRODUCT SPECIFICATIONS**

Dimensions	<b>10mm x 10mm</b>
Max Length	<b>3000mm</b>
Max LED Flex Width	<b>5mm</b>
IK Rating	<b>08</b>

**TECHNICAL DRAWING (MM)**




PRODUCT CODE	DESCRIPTION
ANGLE-10-C-A-*000	Angle 10 profile 1m   2m   3m ano alu <input checked="" type="checkbox"/>
ANGLE-10-C-W-*000	Angle 10 profile 1m   2m   3m white <input type="checkbox"/>
ANGLE-10-C-B-*000	Angle 10 profile 1m   2m   3m black <input checked="" type="checkbox"/>

**ACCESSORIES**

PRODUCT CODE	DESCRIPTION
D8-OD-*000	D8 Opal diffuser 1m   2m   3m
D8-BD-*000	D8 Black diffuser 1m   2m   3m
D8-FO-20000	D8 Flexible opal diffuser 20000mm
D8-FB-20000	D8 Flexible black diffuser 20000mm
ANGLE-10-EC-*	End cap alu grey   white   black
ANGLE-10-ECH-A*	End cap w/hole alu grey   white   black



## Gradus Micro Stair Profile



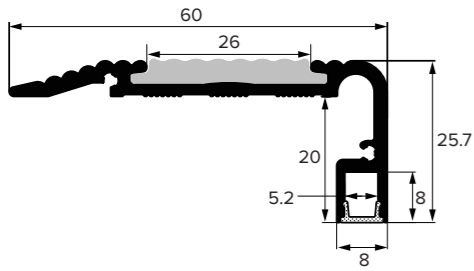
### APPLICATIONS

- Home Theatre
- Cinema
- Stair

### PRODUCT SPECIFICATIONS

Dimensions	60mm x 25.7mm
Max Length	3000mm
Max LED Flex Width	5mm
IK Rating	08

### TECHNICAL DRAWING (MM)



PRODUCT CODE	DESCRIPTION	
GRADUS-ST-B-*000	Gradus profile 1m   2m   3m black	■
GRADUS-ST-RI-*000	Gradus profile rubber black insert 1m   2m   3m black	■

### ACCESSORIES

PRODUCT CODE	DESCRIPTION	
DS6026-OD-*000	DS6026 Opal diffuser 1m   2m   3m	
DS6026-BD-*000	DS6026 Black diffuser 1m   2m   3m	
GRADUS-EC-B	End cap pair black	■



## Lynx Surface | Suspended Profile



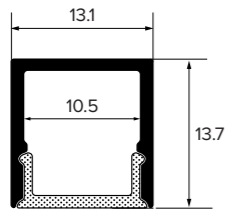
### APPLICATIONS

- Cove lighting
- Bathroom
- Wardrobe

### PRODUCT SPECIFICATIONS

Dimensions	13.1mm x 13.7mm
Max Length	3000mm
Max LED Flex Width	10mm
IK Rating	08

### TECHNICAL DRAWING (MM)




PRODUCT CODE	DESCRIPTION	
LYNX-S-A-*000	Lynx profile 1m   2m   3m ano alu	■
LYNX-S-W-*000	Lynx profile 1m   2m   3m white	□
LYNX-S-B-*000	Lynx profile 1m   2m   3m black	■

### ACCESSORIES

PRODUCT CODE	DESCRIPTION
D13-OD-*000	D13 Opal diffuser 1m   2m   3m
LYNX-EC-*	End cap alu grey   white   black
LYNX-ECH-*	End cap w/hole alu grey   white   black
LYNX-MC	Lynx mounting clip



## Ursa Surface | Suspended Profile



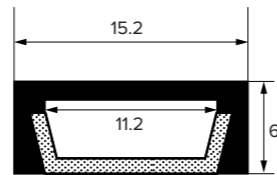
### APPLICATIONS

- Kitchen
- Office
- Joinery

### PRODUCT SPECIFICATIONS

Dimensions	15.2mm x 6mm
Max Length	3000mm
Max LED Flex Width	10mm
IK Rating	08

### TECHNICAL DRAWING (MM)



PRODUCT CODE	DESCRIPTION	
URSA-S-W-*000	Ursa profile 1m   2m   3m white	□
URSA-S-B-*000	Ursa profile 1m   2m   3m black	■

### ACCESSORIES

PRODUCT CODE	DESCRIPTION
D156-OD-*000	D156 Opal diffuser 1m   2m   3m
URSA-EC-*	End cap white   black
URSA-ECH-*	End cap w/hole white   black
URSA-MC	Ursa mounting clip



## Nova Surface | Suspended Profile



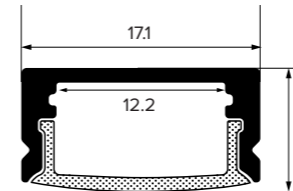
### APPLICATIONS

- Joinery
- Kitchen
- Bathroom
- Wardrobe

### PRODUCT SPECIFICATIONS

Dimensions	17.1mm x 8mm
Max Length	3000mm
Max LED Flex Width	12mm
IK Rating	08

### TECHNICAL DRAWING (MM)



PRODUCT CODE	DESCRIPTION	
NOVA-S-A-*000	Nova profile 1m   2m   3m ano alu	■
NOVA-S-W-*000	Nova profile 1m   2m   3m white	□
NOVA-S-B-*000	Nova profile 1m   2m   3m black	■

### ACCESSORIES

PRODUCT CODE	DESCRIPTION
D17-CD-*000	D17 Clear diffuser 1m   2m   3m
D17-OD-*000	D17 Opal diffuser 1m   2m   3m
D17-FO-20000	D17 Flexible opal 20000mm
D17-FB-20000	D17 Flexible black 20000mm
NOVA-EC-*	End cap alu grey   white   black
NOVA-ECH-*	End cap w/hole alu grey   white   black
NOVA-MC	Nova mounting clip
NOVA-AMC	Nova adjustable mounting clip



## Luna Surface | Suspended Profile



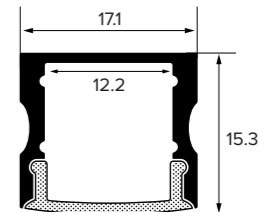
### APPLICATIONS

- Cove lighting
- Bathroom
- Ceiling

### PRODUCT SPECIFICATIONS

Dimensions	17.1mm x 15.3mm
Max Length	3000mm
Max LED Flex Width	12mm
IK Rating	08

### TECHNICAL DRAWING (MM)




PRODUCT CODE	DESCRIPTION	
LUNA-S-A-*000	Luna profile 1m   2m   3m ano alu	■
LUNA-S-W-*000	Luna profile 1m   2m   3m white	□
LUNA-S-B-*000	Luna profile 1m   2m   3m black	■

### ACCESSORIES

PRODUCT CODE	DESCRIPTION
D17-CD-*000	D17 Clear diffuser 1m   2m   3m
D17-OD-*000	D17 Opal diffuser 1m   2m   3m
D17-FO-20000	D17 Flexible opal black 20000mm
D17-FB-20000	D17 Flexible black 20000mm
LUNA-EC-*	End cap alu grey   white   black
LUNA-ECH-*	End cap w/hole alu grey   white   black
LUNA-MC	Luna mounting clip



## Bran Surface | Suspended Profile



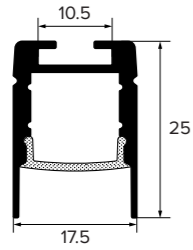
### APPLICATIONS

- Pendant
- Kitchen Island
- Dining
- Office

### PRODUCT SPECIFICATIONS

Dimensions	17.5mm x 25mm
Max Length	3000mm
Max LED Flex Width	10mm
IK Rating	08

### TECHNICAL DRAWING (MM)



PRODUCT CODE	DESCRIPTION
BRAN-SS-W-*000	Bran profile 1m   2m   3m white
BRAN-SS-B-*000	Bran profile 1m   2m   3m black <input type="checkbox"/>

### ACCESSORIES

PRODUCT CODE	DESCRIPTION
D1825-BD-*000	D1825 Black diffuser 1m   2m   3m
D1825-OD-*000	D1825 Opal diffuser 1m   2m   3m
BRAN-EC-*	End cap white   black
BRAN-ECH-*	End cap w/hole white   black
BRAN-MC	Bran mounting clip
BRAN-SUS	Bran suspension cable
BRAN-IS	Bran inline support
BRAN-HS	Bran horizontal support
BRAN-VS	Bran vertical support



## Hydra Surface | Suspended Profile



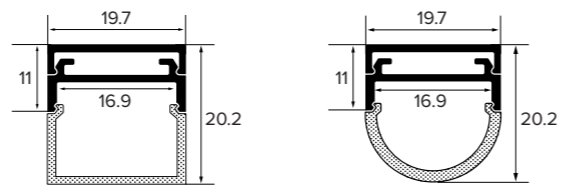
### APPLICATIONS

- Cove lighting
- Concealed application

### PRODUCT SPECIFICATIONS

Dimensions	19.7mm x 11mm
Max Length	3000mm
Max LED Flex Width	16mm
IK Rating	08

### TECHNICAL DRAWING (MM)



PRODUCT CODE	DESCRIPTION
HYDRA-S-A-*000	Hydra profile 1m   2m   3m ano alu <input type="checkbox"/>

### ACCESSORIES

PRODUCT CODE	DESCRIPTION
DR20-OD-*000	DR20 Opal round diffuser 1m   2m   3m
DD20-OD-*000	DD20 Opal drop diffuser 1m   2m   3m
Hydra-EC-A	Hydra end cap alu grey
Hydra-ECH-A	Hydra end cap w/hole alu grey
Hydra-ECR-A	Hydra end cap round alu grey
Hydra-ECRH-A	Hydra end cap round w/hole alu grey



## Mira Surface | Suspended Profile



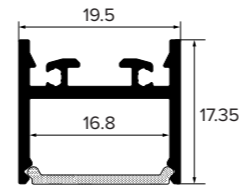
### APPLICATIONS

- Pendant
- Kitchen Island
- Dining
- Office

### PRODUCT SPECIFICATIONS

Dimensions	19.5mm x 17.35mm
Max Length	3000mm
Max LED Flex Width	16mm
IK Rating	08

### TECHNICAL DRAWING (MM)




PRODUCT CODE	DESCRIPTION
MIRA-SS-W-*000	Mira profile 1m   2m   3m white <input type="checkbox"/>
MIRA-SS-B-*000	Mira profile 1m   2m   3m black <input checked="" type="checkbox"/>

### ACCESSORIES

PRODUCT CODE	DESCRIPTION
D2018-OD-*000	D2018 Opal diffuser 1m   2m   3m
MIRA-EC-*	End cap white   black
MIRA-ECH-*	End cap w/hole white   black
MIRA-MC	Mira mounting clip



## Leda Surface | Suspended Profile



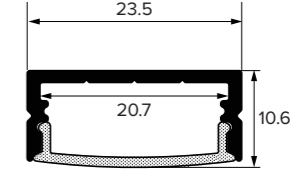
### APPLICATIONS

- Cove lighting
- Joinery

### PRODUCT SPECIFICATIONS

Dimensions	23.5mm x 10.6mm
Max Length	3000mm
Max LED Flex Width	20mm
IK Rating	08

### TECHNICAL DRAWING (MM)




PRODUCT CODE	DESCRIPTION
LEDA-S-A-*000	Leda profile 1m   2m   3m ano alu <input type="checkbox"/>
LEDA-S-W-*000	Leda profile 1m   2m   3m white <input type="checkbox"/>
LEDA-S-B-*000	Leda profile 1m   2m   3m black <input checked="" type="checkbox"/>

### ACCESSORIES

PRODUCT CODE	DESCRIPTION
D2310-CD-*000	D2310 Clear diffuser 1m   2m   3m
D2310-OD-*000	D2310 Opal diffuser 1m   2m   3m
D2310-FO-*000	D2310 Flexible opal 1m   2m   3m
D2310-FB-*000	D2310 Flexible black 1m   2m   3m
LEDA-EC-*	End cap alu grey   white   black
LEDA-ECH-*	End cap w/hole alu grey   white   black
LEDA-MC	Leda mounting clip



## Zora Surface | Suspended Profile



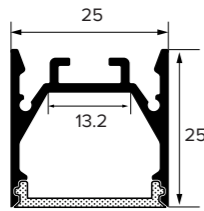
### APPLICATIONS

- Ceiling
- Hallway
- Pendant

### PRODUCT SPECIFICATIONS

Dimensions	25mm x 25mm
Max Length	3000mm
Max LED Flex Width	13mm
IK Rating	08

### TECHNICAL DRAWING (MM)




PRODUCT CODE	DESCRIPTION
ZORA-SS-A-*000	Zora profile 1m   2m   3m ano alu <input type="checkbox"/>
ZORA-SS-W-*000	Zora profile 1m   2m   3m white <input type="checkbox"/>
ZORA-SS-B-*000	Zora profile 1m   2m   3m black <input type="checkbox"/>

### ACCESSORIES

PRODUCT CODE	DESCRIPTION
D25-OD-*000	D25 Opal diffuser 1m   2m   3m
ZORA-EC-*	End cap alu grey   white   black
ZORA-ECH-*	End cap w/hole alu grey   white   black
ZORA-MC	Zora mounting clip
ZORA-SUS	Zora suspension cable
ZORA-IS	Zora inline support S4
ZORA-HS	Zora horizontal support S4
ZORA-VS	Zora vertical support S4



## Vega Surface | Suspended Profile



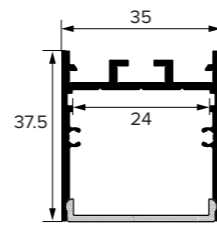
### APPLICATIONS

- Ceiling
- Wall
- Hallway
- Pendant

### PRODUCT SPECIFICATIONS

Dimensions	35mm x 37.5mm
Max Length	3000mm
Max LED Flex Width	24mm
IK Rating	08

### TECHNICAL DRAWING (MM)




PRODUCT CODE	DESCRIPTION
VEGA-SS-W-*000	Vega Profile 1m   2m   3m white <input type="checkbox"/>
VEGA-SS-B-*000	Vega Profile 1m   2m   3m black <input type="checkbox"/>

### ACCESSORIES

PRODUCT CODE	DESCRIPTION
D3535-OD-*000	D3535 Opal diffuser 1m   2m   3m
VEGA-EC-*	End cap white   black
VEGA-ECH-*	End cap w/hole white   black
VEGA-MC	Vega mounting clip
VEGA-WMC	Vega wall mounting clip
VEGA-IS	Vega inline support
VEGA-HS	Vega horizontal support
VEGA-VS	Vega vertical support



## Indi Surface | Suspended Profile



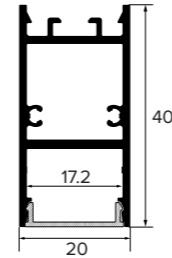
### APPLICATIONS

- Pendant
- Kitchen
- Office
- Dining

### PRODUCT SPECIFICATIONS

Dimensions	20mm x 40mm
Max Length	3000mm
Max LED Flex Width	16mm
IK Rating	08

### TECHNICAL DRAWING (MM)




PRODUCT CODE	DESCRIPTION
INDI-SS-W-*000	Indi profile 1m   2m   3m white <input type="checkbox"/>
INDI-SS-B-*000	Indi profile 1m   2m   3m black <input type="checkbox"/>

### ACCESSORIES

PRODUCT CODE	DESCRIPTION
D4020-OD-*000	D4020 Opal diffuser 1m   2m   3m
INDI-EC-*	End cap white   black
INDI-ECH-*	End cap w/hole white   black
INDI-MC	Indi mounting clip
INDI-IS	Indi inline support
INDI-HS	Indi horizontal support
INDI-VS	Indi vertical support



## Wolf Surface | Suspended Profile



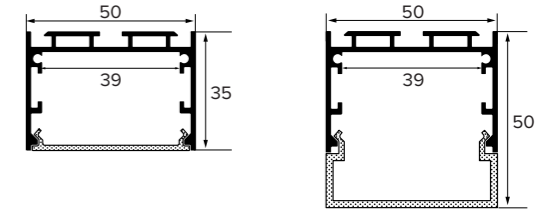
### APPLICATIONS

- Ceiling
- Garage
- Hallway

### PRODUCT SPECIFICATIONS

Dimensions	50mm x 35mm
Max Length	3000mm
Max LED Flex Width	39mm
IK Rating	08

### TECHNICAL DRAWING (MM)



PRODUCT CODE	DESCRIPTION
WOLF-SS-A-*000	Wolf profile 1m   2m   3m ano alu <input type="checkbox"/>
WOLF-SS-W-*000	Wolf profile 1m   2m   3m white <input type="checkbox"/>
WOLF-SS-B-*000	Wolf profile 1m   2m   3m black <input type="checkbox"/>

### ACCESSORIES

PRODUCT CODE	DESCRIPTION
D50-OD-*000	D50 Opal diffuser 1m   2m   3m
D50-ODD-*000	D50 Opal drop diffuser 1m   2m   3m
WOLF-EC-A	End cap alu grey
WOLF-ECH-A	End cap w/hole alu grey
WOLF-ECD-A	End cap drop diffuser alu grey
WOLF-ECHD-A	End cap w/hole drop diffuser alu grey
WOLF-MC	Wolf mounting clip
WOLF-SUS	Wolf suspension cable
WOLF-IS	Wolf inline support S1
WOLF-HS	Wolf horizontal support S1
WOLF-VS	Wolf vertical support S1



## Puli Surface | Suspended Profile



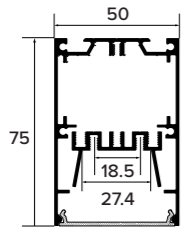
### APPLICATIONS

- Pendant
- Office
- Commercial

### PRODUCT SPECIFICATIONS

Dimensions	50mm x 75mm
Max Length	3000mm
Max LED Flex Width	18mm
IK Rating	08

### TECHNICAL DRAWING (MM)

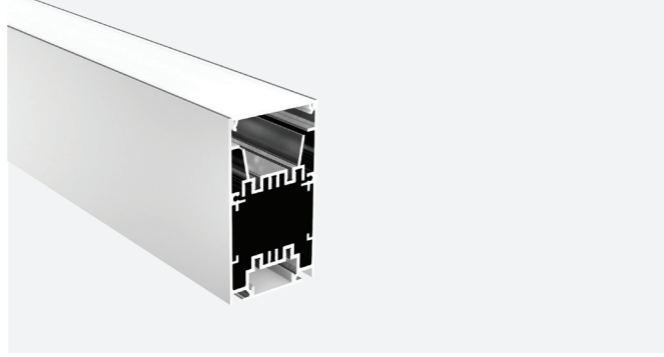


PRODUCT CODE	DESCRIPTION	
PULI-SS-A-*000	Puli Profile 1m   2m   3m ano alu	■
PULI-SS-W-*000	Puli Profile 1m   2m   3m white	□
PULI-SS-B-*000	Puli Profile 1m   2m   3m black	■

### ACCESSORIES

PRODUCT CODE	DESCRIPTION
D50-OD-*000	D50 Opal diffuser 1m   2m   3m
D50-ODD-*000	D50 Opal drop diffuser 1m   2m   3m
D50-FO-20000	D50 Flexible opal 20000mm
D50-FB-20000	D50 Flexible black 20000mm
PULI-EC-*	End cap alu grey   white   black
PULI-ECH-*	End cap w/hole alu grey   white   black
PULI-ECD-*	End cap drop diffuser alu grey   white   black
PULI-ECHD-*	End cap w/ hole drop diffuser alu grey   white   black
PULI-MC	Puli mounting clip
PULI-IC	Puli internal clip
PULI-SUS	Puli suspension cable
PULI-IS	Puli inline support S2
PULI-HS	Puli horizontal support S2
PULI-VS	Puli vertical support S2

## Ares Surface | Suspended Profile



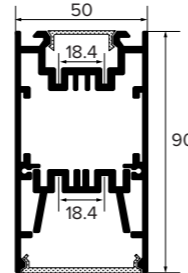
### APPLICATIONS

- Pendant
- Office
- Commercial

### PRODUCT SPECIFICATIONS

Dimensions	50mm x 90mm
Max Length	2000mm
Max LED Flex Width	18mm
IK Rating	08

### TECHNICAL DRAWING (MM)



PRODUCT CODE	DESCRIPTION	
ARES-SS-A-*000	Ares Profile 1m   2m   3m ano alu	■
ARES-SS-W-*000	Ares Profile 1m   2m   3m white	□
ARES-SS-B-*000	Ares Profile 1m   2m   3m black	■

### ACCESSORIES

PRODUCT CODE	DESCRIPTION
D26-OD-*	D26 Opal diffuser 1m   2m   3m
ARES-EC-*	End cap alu grey   white   black
ARES-ECH-*	End cap w/hole alu grey   white   black
ARES-MC	Ares mounting clip
ARES-IMC	Ares internal mounting clip
ARES-SUS	Ares suspension cable
ARES-IS	Ares inline support S2
ARES-HS	Ares horizontal support S2
ARES-VS	Ares vertical support S2



## Aria Surface | Suspended Profile



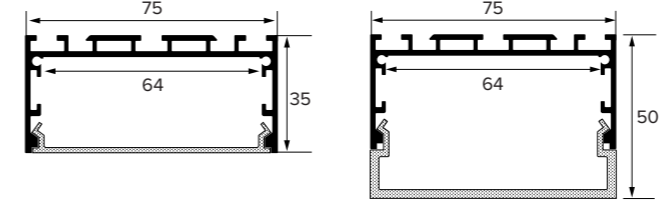
### APPLICATIONS

- Ceiling
- Hallway
- Garage

### PRODUCT SPECIFICATIONS

Dimensions	75mm x 35mm
Max Length	2000mm
Max LED Flex Width	64mm
IK Rating	08

### TECHNICAL DRAWING (MM)




PRODUCT CODE	DESCRIPTION	
ARIA-SS-A-*000	Aria profile 1m   2m   3m ano alu	■

### ACCESSORIES

PRODUCT CODE	DESCRIPTION
D75-OD-*000	D75 Opal diffuser 1m   2m   3m
D75-ODD-*000	D75 Opal drop diffuser 1m   2m   3m
ARIA-EC-A	End cap alu grey
ARIA-ECH-A	End cap w/hole alu grey
ARIA-ECD-A	End cap drop diffuser alu grey
ARIA-ECHD-A	End cap w/hole drop diffuser alu grey
ARIA-MC	Mounting clip
ARIA-SUS	Suspension cable
ARIA-IS	Inline support S1
ARIA-HS	Horizontal support S1
ARIA-VS	Vertical support S1



### Selena Recessed Profile



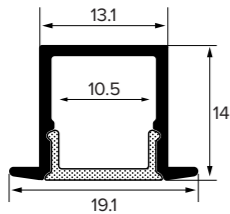
**APPLICATIONS**

- Cove lighting
- Wardrobe
- Bathroom

**PRODUCT SPECIFICATIONS**

Dimensions	<b>13.1mm x 14mm</b>
Max Length	<b>3000mm</b>
Max LED Flex Width	<b>10mm</b>
IK Rating	<b>08</b>

**TECHNICAL DRAWING (MM)**



PRODUCT CODE	DESCRIPTION
SELENA-R-A-*000	Selena profile 1m   2m   3m ano alu <input type="checkbox"/>
SELENA-R-W-*000	Selena profile 1m   2m   3m white <input type="checkbox"/>
SELENA-R-B-*000	Selena profile 1m   2m   3m black <input type="checkbox"/>

**ACCESSORIES**

PRODUCT CODE	DESCRIPTION
D13-OD-*000	D13 Opal diffuser 1m   2m   3m
D12-FB-20000	D12 Flexible black 20000mm
D12-FO-20000	D12 Flexible opal 20000mm
SELENA-EC-*	End cap alu grey   white   black
SELENA-ECH-*	End cap w/hole alu grey   white   black



### Capella Recessed Profile



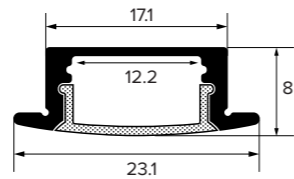
**APPLICATIONS**

- Wardrobe
- Joinery
- Kitchen
- Bathroom

**PRODUCT SPECIFICATIONS**

Dimensions	<b>17.1mm x 8mm</b>
Max Length	<b>3000mm</b>
Max LED Flex Width	<b>12mm</b>
IK Rating	<b>08</b>

**TECHNICAL DRAWING (MM)**




PRODUCT CODE	DESCRIPTION
CAPELLA-R-A-*000	Capella profile 1m   2m   3m ano alu <input type="checkbox"/>
CAPELLA-R-W-*000	Capella profile 1m   2m   3m white <input type="checkbox"/>
CAPELLA-R-B-*000	Capella profile 1m   2m   3m black <input type="checkbox"/>

**ACCESSORIES**

PRODUCT CODE	DESCRIPTION
D17-CD-*000	D17 Clear diffuser 1m   2m   3m
D17-OD-*000	D17 Opal diffuser 1m   2m   3m
D17-FB-20000	D17 Flexible black 20000mm
D17-FO-20000	D17 Flexible opal 20000mm
CAPELLA-EC-*	End cap alu grey   white   black
CAPELLA-ECH-*	End cap w/hole alu grey   white   black



### Sky Recessed Profile



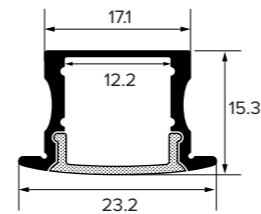
**APPLICATIONS**

- Ceiling
- Wall
- Bathroom

**PRODUCT SPECIFICATIONS**

Dimensions	<b>17.1mm x 15.3mm</b>
Max Length	<b>3000mm</b>
Max LED Flex Width	<b>12mm</b>
IK Rating	<b>08</b>

**TECHNICAL DRAWING (MM)**



PRODUCT CODE	DESCRIPTION
SKY-R-A-*000	Sky Profile 1m   2m   3m ano alu <input type="checkbox"/>
SKY-R-W-*000	Sky Profile 1m   2m   3m white <input type="checkbox"/>
SKY-R-B-*000	Sky Profile 1m   2m   3m black <input type="checkbox"/>

**ACCESSORIES**

PRODUCT CODE	DESCRIPTION
D17-CD-*000	D17 Clear diffuser 1m   2m   3m
D17-OD-*000	D17 Opal diffuser 1m   2m   3m
D17-FB-20000	D17 Flexible black 20000mm
D17-FO-20000	D17 Flexible opal 20000mm
SKY-EC-*	End cap alu grey   white   black
SKY-ECH-*	End cap w/hole alu grey   white   black



### Callisto Recessed Profile



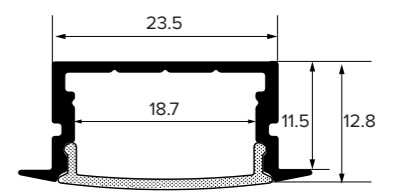
**APPLICATIONS**

- Wardrobe
- Joinery
- Kitchen
- Bathroom

**PRODUCT SPECIFICATIONS**

Dimensions	<b>23.5mm x 12.8mm</b>
Max Length	<b>3000mm</b>
Max LED Flex Width	<b>18mm</b>
IK Rating	<b>08</b>

**TECHNICAL DRAWING (MM)**



PRODUCT CODE	DESCRIPTION
CALLISTO-R-A-*000	Callisto profile 1m   2m   3m ano <input type="checkbox"/>
CALLISTO-R-W-*000	Callisto profile 1m   2m   3m white <input type="checkbox"/>
CALLISTO-R-B-*000	Callisto profile 1m   2m   3m black <input type="checkbox"/>

**ACCESSORIES**

PRODUCT CODE	DESCRIPTION
D2310-OD-*000	D2310 Opal diffuser 1m   2m   3m
CALLISTO-EC-*	End cap alu grey   white   black
CALLISTO-ECH-*	End cap w/hole alu grey   white   black



### Astra Recessed Profile



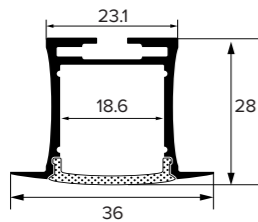
**APPLICATIONS**

- Ceiling
- Task Lighting

**PRODUCT SPECIFICATIONS**

Dimensions	<b>23.1mm x 28mm</b>
Max Length	<b>3000mm</b>
Max LED Flex Width	<b>18mm</b>
IK Rating	<b>08</b>

**TECHNICAL DRAWING (MM)**



PRODUCT CODE	DESCRIPTION
ASTRA-R-A*000	Astra profile 1m   2m   3m ano <span style="float:right">■</span>
ASTRA-R-W*000	Astra profile 1m   2m   3m white <span style="float:right">□</span>
ASTRA-R-B*000	Astra profile 1m   2m   3m black <span style="float:right">■</span>

**ACCESSORIES**

PRODUCT CODE	DESCRIPTION
D23-OD*000	D23 Opal diffuser 1m   2m   3m
D23-FB-20000	D23 Flexible black 20000mm
D23-FO-20000	D23 Flexible opal 20000mm
ASTRA-EC-A	End cap alu grey
ASTRA-ECH-A	End cap w/hole alu grey
ASTRA-SC	Astra spring clip



### Archer Recessed Profile



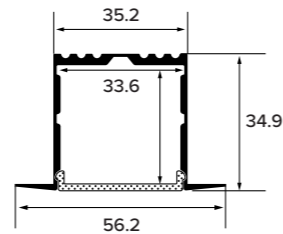
**APPLICATIONS**

- Task Lighting
- Ceiling Lighting

**PRODUCT SPECIFICATIONS**

Dimensions	<b>35.2mm x 34.9mm</b>
Max Length	<b>3000mm</b>
Max LED Flex Width	<b>32mm</b>
IK Rating	<b>08</b>

**TECHNICAL DRAWING (MM)**




PRODUCT CODE	DESCRIPTION
ARCHER-R-A*000	Archer profile 1m   2m   3m ano alu <span style="float:right">■</span>
ARCHER-R-W*000	Archer profile 1m   2m   3m white <span style="float:right">□</span>
ARCHER-R-B*000	Archer profile 1m   2m   3m black <span style="float:right">■</span>

**ACCESSORIES**

PRODUCT CODE	DESCRIPTION
D35-FO-20000	D35 Flexible opal 20000mm
D35-FB-20000	D35 Flexible black 20000mm
ARCHER-EC-*	End cap alu grey   white   black
ARCHER-ECH-*	End cap w/hole alu grey   white   black
ARCHER-MC	Archer mounting clip



### Cosmos Recessed Profile



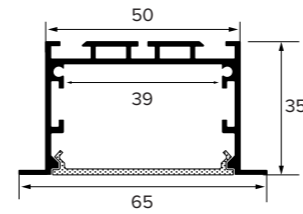
**APPLICATIONS**

- Hallway
- Garage

**PRODUCT SPECIFICATIONS**

Dimensions	<b>50mm x 35mm</b>
Max Length	<b>3000mm</b>
Max LED Flex Width	<b>39mm</b>
IK Rating	<b>08</b>

**TECHNICAL DRAWING (MM)**




PRODUCT CODE	DESCRIPTION
COSMOS-R-A*000	Cosmos profile 1m   2m   3m ano alu <span style="float:right">■</span>
COSMOS-R-W*000	Cosmos profile 1m   2m   3m white <span style="float:right">□</span>
COSMOS-R-B*000	Cosmos profile 1m   2m   3m black <span style="float:right">■</span>

**ACCESSORIES**

PRODUCT CODE	DESCRIPTION
D50-OD*000	D50 Opal diffuser 1m   2m   3m
D50-ODD*000	D50 Opal drop diffuser 1m   2m   3m
COSMOS-EC-A	End cap alu grey
COSMOS-ECH-A	End cap w/hole alu grey
COSMOS-ECD-A	End cap drop diffuser alu grey
COSMOS-ECHD-A	End cap w/hole drop diffuse alu grey
COSMOS-HS	Cosmos horizontal support S1
COSMOS-IS	Cosmos inline support S1
COSMOS-SC	Cosmos spring clip
COSMOS-VS	Cosmos vertical support S1



### Hugo Recessed Profile



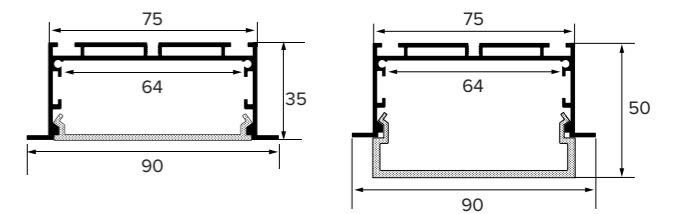
**APPLICATIONS**

- Hallway
- Garage
- Ceiling

**PRODUCT SPECIFICATIONS**

Dimensions	<b>75mm x 35mm</b>
Max Length	<b>2000mm</b>
Max LED Flex Width	<b>64mm</b>
IK Rating	<b>08</b>

**TECHNICAL DRAWING (MM)**



PRODUCT CODE	DESCRIPTION
HUGO-R-A*000	Hugo profile 1m   2m   3m ano alu <span style="float:right">■</span>
HUGO-R-W*000	Hugo profile 1m   2m   3m white <span style="float:right">□</span>
HUGO-R-B*000	Hugo profile 1m   2m   3m black <span style="float:right">■</span>

**ACCESSORIES**

PRODUCT CODE	DESCRIPTION
D75-OD*000	D75 Opal diffuser 1m   2m   3m
D75-ODD*000	D75 Opal drop diffuser 1m   2m   3m
D75-FO-20000	D75 Flexible opal 20000mm
D75-FB-20000	D75 Flexible black 20000mm
HUGO-EC-*	End cap alu grey   white   black
HUGO-ECD-*	End cap for drop diffuser alu grey   white   black
HUGO-ECH-*	End cap w/hole alu grey   white   black
HUGO-ECHD-*	End cap w/hole for drop diffuser alu grey   white   black
HUGO-HS	Hugo horizontal support
HUGO-IS	Hugo inline support
HUGO-SC	Hugo mounting clip
HUGO-VS	Hugo vertical support



### Angle 10 Corner Profile



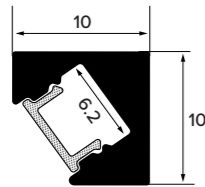
**APPLICATIONS**

- Joinery
- Stair
- Kitchen
- Wardrobe

**PRODUCT SPECIFICATIONS**

Dimensions	10mm x 10mm
Max Length	3000mm
Max LED Flex Width	5mm
IK Rating	08

**TECHNICAL DRAWING (MM)**



PRODUCT CODE	DESCRIPTION
ANGLE-10-C-A-*000	Angle 10 profile 1m   2m   3m ano alu <input type="checkbox"/>
ANGLE-10-C-W-*000	Angle 10 profile 1m   2m   3m white <input type="checkbox"/>
ANGLE-10-C-B-*000	Angle 10 profile 1m   2m   3m black <input type="checkbox"/>

**ACCESSORIES**

PRODUCT CODE	DESCRIPTION
D8-BD-*000	D8 Black Diffuser 1m   2m   3m
D8-OD-*000	D8 Opal Diffuser 1m   2m   3m
D8-FB-20000	D8 Flexible Black 20000mm
D8-FO-20000	D8 Flexible Opal 20000mm
ANGLE-10-EC-*	End cap alu grey   white   black
ANGLE-10-ECH-*	End cap w/hole alu grey   white   black
ANGLE-10-MC	Angle 10 mounting clip



### Angle 19 Corner Profile



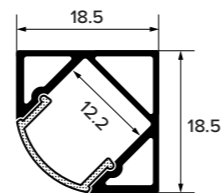
**APPLICATIONS**

- Joinery
- Stair
- Ceiling
- Wardrobe

**PRODUCT SPECIFICATIONS**

Dimensions	18.5mm x 18.5mm
Max Length	3000mm
Max LED Flex Width	12mm
IK Rating	08

**TECHNICAL DRAWING (MM)**



PRODUCT CODE	DESCRIPTION
ANGLE-19-C-A-*000	Angle 19 profile 1m   2m   3m ano <input type="checkbox"/>
ANGLE-19-C-W-*000	Angle 19 profile 1m   2m   3m white <input type="checkbox"/>
ANGLE-19-C-B-*000	Angle 19 profile 1m   2m   3m black <input type="checkbox"/>

**ACCESSORIES**

PRODUCT CODE	DESCRIPTION
D17-CD-*000	D17 Clear diffuser 1m   2m   3m
D17-OD-*000	D17 Opal diffuser 1m   2m   3m
D17-FB-20000	D17 Flexible black 20000mm
D17-FO-20000	D17 Flexible opal 20000mm
ANGLE-19-EC-*	End cap alu grey   white   black
ANGLE-19-ECH-*	End cap w/hole alu grey   white   black
ANGLE-19-MC	Angle 19 mounting clip



### Minka Trimless Profile



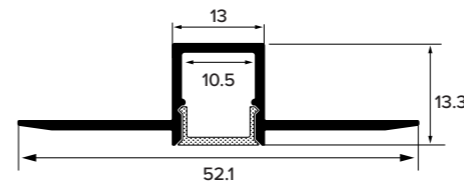
**APPLICATIONS**

- Plasterboard mounted
- Ceiling
- Wall

**PRODUCT SPECIFICATIONS**

Dimensions	52.1mm x 13.3mm
Max Length	3000mm
Max LED Flex Width	10mm
IK Rating	08

**TECHNICAL DRAWING (MM)**



PRODUCT CODE	DESCRIPTION
MINKA-TR-W-*000	Minka Profile 1m   2m   3m white <input type="checkbox"/>

**ACCESSORIES**

PRODUCT CODE	DESCRIPTION
D12-OD-*000	D12 Opal diffuser 1m   2m   3m
D12-FB-20000	D12 Flexible black 20000mm
D12-FO-20000	D12 Flexible opal 20000mm
MINKA-EC-W	End cap white
MINKA-ECH-W	End cap w/hole white



### Buru Trimless Profile



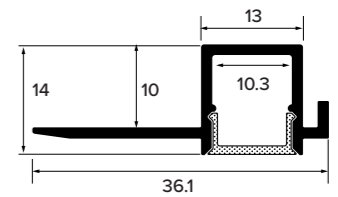
**APPLICATIONS**

- Plasterboard mounted
- Wall to ceiling

**PRODUCT SPECIFICATIONS**

Dimensions	36.1mm x 14mm
Max Length	3000mm
Max LED Flex Width	10mm
IK Rating	08

**TECHNICAL DRAWING (MM)**




PRODUCT CODE	DESCRIPTION
BURU-TR-W-*000	Buru Profile 1m   2m   3m white <input type="checkbox"/>

**ACCESSORIES**

PRODUCT CODE	DESCRIPTION
D12-OD-*000	D12 Opal diffuser 1m   2m   3m
D12-FB-20000	D12 Flexible black 20000mm
D12-FO-20000	D12 Flexible opal 20000mm
BURU-EC-W	End cap white
BURU-ECH-W	End cap w/hole white



## Sancho Trimless Profile



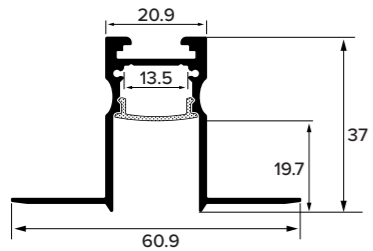
### APPLICATIONS

- Plaster board mounted
- Ceiling
- Deep-set diffuser

### PRODUCT SPECIFICATIONS

Dimensions	60.9mm x 37mm
Max Length	3000mm
Max LED Flex Width	13mm
IK Rating	08

### TECHNICAL DRAWING (MM)



PRODUCT CODE	DESCRIPTION
SANCHO-TR-W*000	Sancho profile 1m   2m   3m white <input type="checkbox"/>

### ACCESSORIES

PRODUCT CODE	DESCRIPTION
D21-OD*000	D21 Opal diffuser 1m   2m   3m
D21-FB-20000	D21 Flexible black 20000mm
D21-FO-20000	D21 Flexible opal 20000mm
SANCHO-EC-W	End cap white
SANCHO-ECH-W	End cap w/hole white
SANCHO-IS	Sancho inline support S3
SANCHO-HS	Sancho horizontal support S3
SANCHO-VS	Sancho vertical support S3



## Tylos Trimless Profile



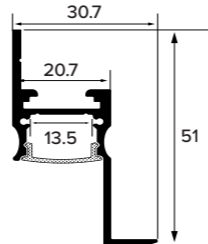
### APPLICATIONS

- Plaster board mounted
- Wall to ceiling
- Shadow line

### PRODUCT SPECIFICATIONS

Dimensions	30.7mm x 51mm
Max Length	3000mm
Max LED Flex Width	13mm
IK Rating	08

### TECHNICAL DRAWING (MM)




PRODUCT CODE	DESCRIPTION
TYLOS-TR-W*000	Tylos Profile 1m   2m   3m white <input type="checkbox"/>

### ACCESSORIES

PRODUCT CODE	DESCRIPTION
D21-OD*000	D21 Opal diffuser 1m   2m   3m
TYLOS-EC-W	End cap white
TYLOS-ECH-W	End cap w/hole white
TYLOS-IS	Tylos inline support S3
TYLOS-HS	Tylos horizontal support S3
TYLOS-VS	Tylos vertical support S3



## Iztok Trimless Profile



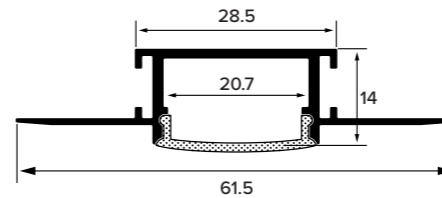
### APPLICATIONS

- Plaster board mounted
- Ceiling
- Wall

### PRODUCT SPECIFICATIONS

Dimensions	61.5mm x 14mm
Max Length	3000mm
Max LED Flex Width	20mm
IK Rating	08

### TECHNICAL DRAWING (MM)




PRODUCT CODE	DESCRIPTION
IZTOK-TR-W*000	Iztok profile 1m   2m   3m white <input type="checkbox"/>

### ACCESSORIES

PRODUCT CODE	DESCRIPTION
D29-OD*000	D29 Opal diffuser 1m   2m   3m
IZTOK-EC-W	End cap white
IZTOK-ECH-W	End cap w/hole white
IZTOK-IS	Iztok inline support S3
IZTOK-HS	Iztok horizontal support S3
IZTOK-VS	Iztok vertical support S3



## Gamma Trimless Profile



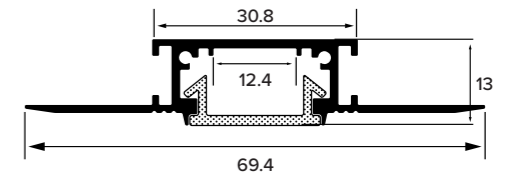
### APPLICATIONS

- In wall
- Plaster board mounted

### PRODUCT SPECIFICATIONS

Dimensions	69.4mm x 13mm
Max Length	3000mm
Max LED Flex Width	12mm
IK Rating	08

### TECHNICAL DRAWING (MM)




PRODUCT CODE	DESCRIPTION
GAMMA-TR-W*000	Gamma profile 1m   2m   3m white <input type="checkbox"/>

### ACCESSORIES

PRODUCT CODE	DESCRIPTION
D19-FO-20000	D19 Flexible opal 20000mm
D19-FB-20000	D19 Flexible black 20000mm
GAMMA-EC-W	End cap white
GAMMA-ECH-W	End cap w/hole white
GAMMA-IS	Gamma inline support S5
GAMMA-HS	Gamma horizontal support S5
GAMMA-VS	Gamma vertical support S5



## Iota Trimless Profile



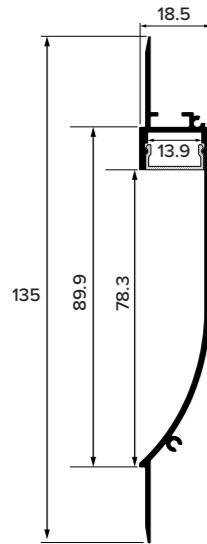
### APPLICATIONS

- Plaster board mounted
- Wall skirting

### PRODUCT SPECIFICATIONS

Dimensions Wmm x Hmm	<b>18.5mm x 135mm</b>
Max Length	<b>3000mm</b>
Max LED Flex Width	<b>13mm</b>
IK Rating	<b>08</b>

### TECHNICAL DRAWING (MM)




PRODUCT CODE	DESCRIPTION
IOTA-TR-W*000	Iota Profile 1m   2m   3m white <input type="checkbox"/>

### ACCESSORIES

PRODUCT CODE	DESCRIPTION
D14-OD*000	D14 Opal diffuser 1m   2m   3m
IOTA-EC-W	End cap white
IOTA-IS	Iota inline support S4
IOTA-HS	Iota horizontal support S4
IOTA-VS	Iota vertical support S4



## Vesta Trimless Profile



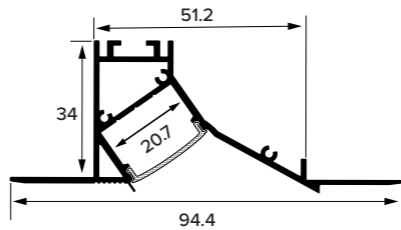
### APPLICATIONS

- Plaster board mounted
- Ceiling
- Angled

### PRODUCT SPECIFICATIONS

Dimensions	<b>94.4mm x 34mm</b>
Max Length	<b>3000mm</b>
Max LED Flex Width	<b>20mm</b>
IK Rating	<b>08</b>

### TECHNICAL DRAWING (MM)




PRODUCT CODE	DESCRIPTION
VESTA-TR-W*000	Vesta profile 1m   2m   3m white <input type="checkbox"/>

### ACCESSORIES

PRODUCT CODE	DESCRIPTION
D22-OD*000	D22 Opal diffuser 1m   2m   3m
VESTA-EC-W	End cap white
VESTA-ECH-W	End cap w/hole white
VESTA-IS	Vesta inline support S4
VESTA-HS	Vesta horizontal support S4
VESTA-VS	Vesta vertical support S4



## Ion Trimless Profile



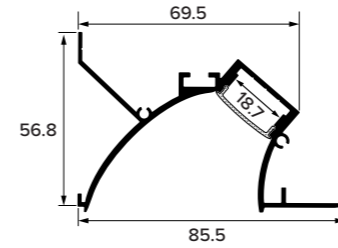
### APPLICATIONS

- Plaster board mounted
- Ceiling Perimeter
- Angled

### PRODUCT SPECIFICATIONS

Dimensions Wmm x Hmm	<b>85.5mm x 56.8mm</b>
Max Length	<b>3000mm</b>
Max LED Flex Width	<b>18mm</b>
IK Rating	<b>08</b>

### TECHNICAL DRAWING (MM)




PRODUCT CODE	DESCRIPTION
ION-TR-W*000	Ion Profile 1m   2m   3m white <input type="checkbox"/>

### ACCESSORIES

PRODUCT CODE	DESCRIPTION
D23-OD*000	D23 Opal diffuser 1m   2m   3m
ION-EC-W	End cap white
ION-ECH-W	End cap w/hole white
ION-IS	Ion inline support S4
ION-HS	Ion horizontal support S4
ION-VS	Ion vertical support S4



### Gradus Step Linear Profile



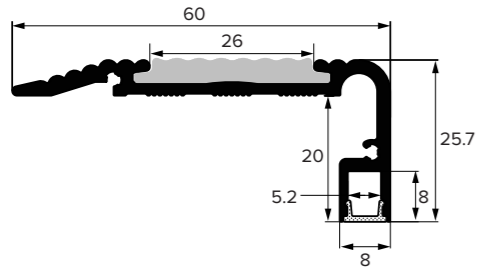
**APPLICATIONS**

- Stair
- Cinema
- Home Theatre

**PRODUCT SPECIFICATIONS**

Dimensions Wmm x Hmm	<b>60mm x 25.7mm</b>
Max Length	<b>3000mm</b>
Max LED Flex Width	<b>5mm</b>
IK Rating	<b>08</b>

**TECHNICAL DRAWING (MM)**



PRODUCT CODE	DESCRIPTION
GRADUS-ST-B-*000	Gradus profile 1m   2m   3m black
GRADUS-ST-RI-*000	Rubber black insert 1m   2m   3m black

**ACCESSORIES**

PRODUCT CODE	DESCRIPTION
DS6026-OD-*000	DS6026 Opal diffuser 1m   2m   3m
DS6026-BD-*000	DS6026 Black diffuser 1m   2m   3m
GRADUS-EC-B	End cap pair black



### Gradus Magnus Step Linear Profile



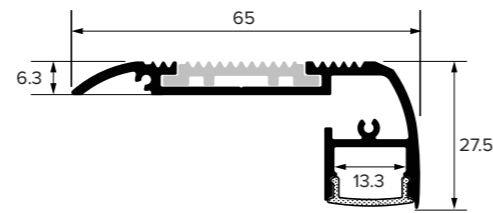
**APPLICATIONS**

- Stair
- Cinema
- Home Theatre

**PRODUCT SPECIFICATIONS**

Dimensions Wmm x Hmm	<b>65mm x 27.5mm</b>
Max Length	<b>3000mm</b>
Max LED Flex Width	<b>13mm</b>
IK Rating	<b>08</b>

**TECHNICAL DRAWING (MM)**



PRODUCT CODE	DESCRIPTION
GRADUS MAGNUS-ST-B-*000	Gradus Magnus profile 1m   2m   3m black

**ACCESSORIES**

PRODUCT CODE	DESCRIPTION
D17-CD-*000	D17 Clear diffuser 1m   2m   3m
D17-OD-*000	D17 Opal diffuser 1m   2m   3m
D17-FO-20000	D17 Flexible opal 20000mm
D17-FB-20000	D17 Flexible black 20000mm
GRADUS MAGNUS-EC-B	End cap pair black



### Terra Step Linear Profile



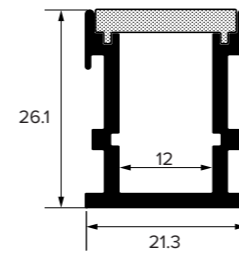
**APPLICATIONS**

- In-ground trafficable
- Bathrooms
- Pavement

**PRODUCT SPECIFICATIONS**

Dimensions Wmm x Hmm	<b>21.3mm x 26.1mm</b>
Max Length	<b>3000mm</b>
Max LED Flex Width	<b>12mm</b>
IK Rating	<b>08</b>

**TECHNICAL DRAWING (MM)**



PRODUCT CODE	DESCRIPTION
TERRA-ST-A-*000	Terra Profile 1m   2m   3m ano alu

**ACCESSORIES**

PRODUCT CODE	DESCRIPTION
D16-OD-*000	D16 Opal diffuser 1m   2m   3m
TERRA-EC-A	End cap alu grey
TERRA-ECH-A	End cap w/hole alu grey



### Plana Specialty Profile



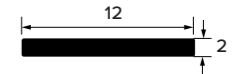
**APPLICATIONS**

- Mounting LED flex
- Heat sink

**PRODUCT SPECIFICATIONS**

Dimensions Wmm x Hmm	<b>12mm x 2mm</b>
Max Length	<b>3000mm</b>
Max LED Flex Width	<b>12mm</b>
IK Rating	<b>08</b>


**TECHNICAL DRAWING (MM)**



PRODUCT CODE	DESCRIPTION
PLANA-S-A-*000	Plana Profile 1m   2m   3m ano alu



## Ariel Wall Linear Profile



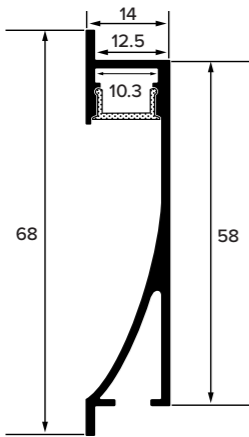
### APPLICATIONS

- Wall Skirting

### PRODUCT SPECIFICATIONS

Dimensions Wmm x Hmm	<b>14mm x 68mm</b>
Max Length	<b>3000mm</b>
Max LED Flex Width	<b>10mm</b>
IK Rating	<b>08</b>

### TECHNICAL DRAWING (MM)




PRODUCT CODE	DESCRIPTION
ARIEL-R-A*000	Ariel profile 1m   2m   3m ano alu

### ACCESSORIES

PRODUCT CODE	DESCRIPTION
D10-OD*000	D10 Opal diffuser 1m   2m   3m
ARIEL-EC-A	End cap pair alu grey



## Atlas Wall Linear Profile



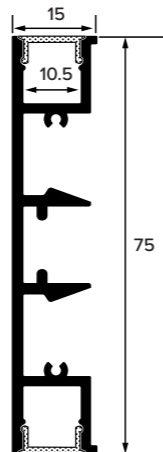
### APPLICATIONS

- Wall
- Up / Down Illumination

### PRODUCT SPECIFICATIONS

Dimensions Wmm x Hmm	<b>15mm x 75mm</b>
Max Length	<b>3000mm</b>
Max LED Flex Width	<b>10mm</b>
IK Rating	<b>08</b>

### TECHNICAL DRAWING (MM)




PRODUCT CODE	DESCRIPTION
ATLAS-S-A*000	Atlas profile 1m   2m   3m ano alu

### ACCESSORIES

PRODUCT CODE	DESCRIPTION
D12-OD*000	D12 Opal diffuser 1m   2m   3m
D12-FO-20000	D12 Flexible opal 20000mm
D12-FB-20000	D12 Flexible black 20000mm
ARIEL-EC-A	End cap alu grey
ATLAS-ECH-A	End cap w/hole alu grey
ATLAS-MC	Atlas mounting clip
ATLAS-IS	Atlas inline support S4
ATLAS-HS	Atlas horizontal support S4
ATLAS-VS	Atlas vertical support S4



## Celeste Wall Linear Profile



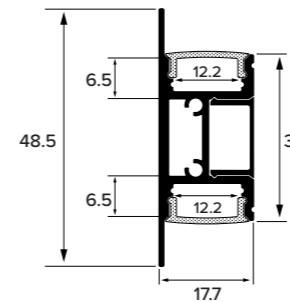
### APPLICATIONS

- Wall
- Up / Down Illumination
- Deep-set

### PRODUCT SPECIFICATIONS

Dimensions Wmm x Hmm	<b>17.7mm x 48.5mm</b>
Max Length	<b>3000mm</b>
Max LED Flex Width	<b>12mm</b>
IK Rating	<b>08</b>

### TECHNICAL DRAWING (MM)




PRODUCT CODE	DESCRIPTION
CELESTE-S-A*000	Celeste Profile 1m   2m   3m ano

### ACCESSORIES

PRODUCT CODE	DESCRIPTION
D17-CD*000	D17 Clear diffuser 1m   2m   3m
D17-OD*000	D17 Opal diffuser 1m   2m   3m
D17-FO-20000	D17 Flexible opal 20000mm
D17-FB-20000	D17 Flexible black 20000mm
CELESTE-EC-A	End cap alu grey
CELESTE-ECH-A	End cap w/hole alu grey



## Iota Trimless Profile



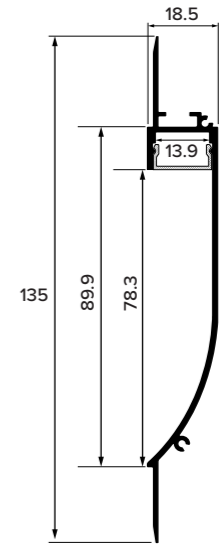
### APPLICATIONS

- Plaster board mounted
- Wall skirting

### PRODUCT SPECIFICATIONS

Dimensions Wmm x Hmm	<b>18.5mm x 135mm</b>
Max Length	<b>3000mm</b>
Max LED Flex Width	<b>13mm</b>
IK Rating	<b>08</b>

### TECHNICAL DRAWING (MM)



PRODUCT CODE	DESCRIPTION
IOTA-TR-W*000	Iota Profile 1m   2m   3m white

### ACCESSORIES

PRODUCT CODE	DESCRIPTION
D14-OD*000	D14 Opal diffuser 1m   2m   3m
IOTA-EC-W	End cap white
IOTA-IS	Iota inline support S4
IOTA-HS	Iota horizontal support S4
IOTA-VS	Iota vertical support S4



## Fakous Lensed Linear Profile



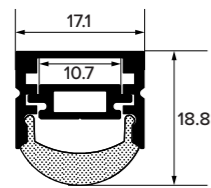
### APPLICATIONS

- Ceiling
- Wall
- Adjustable 0-200°
- Adjustable beam angle

### PRODUCT SPECIFICATIONS

Dimensions	<b>171mm x 18.8mm</b>
Max Length	<b>3000mm</b>
Max LED Flex Width	<b>10</b>
IK Rating	<b>08</b>

### TECHNICAL DRAWING (MM)

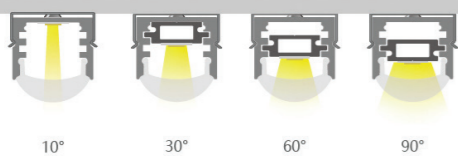


PRODUCT CODE	DESCRIPTION	
FAKOUS-S-A*000	Fakous profile 1m   2m   3m ano alu	■
FAKOUS-S-W*000	Fakous profile 1m   2m   3m white	□
FAKOUS-S-B*000	Fakous profile 1m   2m   3m black	■

### ACCESSORIES

PRODUCT CODE	DESCRIPTION
FAKOUS-I-A*000	Fakous insert profile ano alu 1m   2m   3m
DL1718-LEN*000	DL1718 Lens 1m   2m   3m
FAKOUS-EC*	End cap alu grey   white   black
FAKOUS-ECH*	End cap w/hole alu grey   white   black
FAKOUS-MC	Fakous mounting clip
FAKOUS-AMC	Fakous adjustable mounting clip

### ADJUSTABLE LED INSERT TO OBTAIN DIFFERENT BEAM ANGLES



## Pavo Lensed Linear Profile



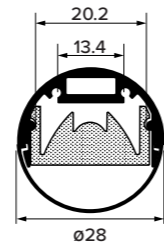
### APPLICATIONS

- Ceiling
- Pendant
- Wall
- Adjustable 0-200° when fitted with adjustable clip - PAVO-AMC

### PRODUCT SPECIFICATIONS

Dimensions Wmm x Hmm	<b>ø28mm</b>
Max Length	<b>2000mm</b>
Max LED Flex Width	<b>13mm</b>
IK Rating	<b>08</b>

### TECHNICAL DRAWING (MM)




PRODUCT CODE	DESCRIPTION	
PAVO-SS-A*000	Pavo profile 1m   2m   3m ano alu	■
PAVO-SS-W*000	Pavo profile 1m   2m   3m white	□
PAVO-SS-B*000	Pavo profile 1m   2m   3m black	■

### ACCESSORIES

PRODUCT CODE	DESCRIPTION
DR28-CD*000	DR28 Clear diffuser 1m   2m   3m
DR28-OD*000	DR28 Opal diffuser 1m   2m   3m
DR24-30D-2000	DR24 30 Deg lens 2000mm
DR24-40D-2000	DR24 40 Deg lens 2000mm
DR24-60D-2000	DR24 60 Deg lens 2000mm
PAVO-EC*	End cap alu grey   white   black
PAVO-ECH*	End cap w/hole alu grey   white   black
PAVO-SEC	Pavo suspension end caps
PAVO-ABP-ANO	Pavo alu base plate for mounting clip
PAVO-AMC	Pavo adjustable mounting clip
PAVO-SUS	Pavo suspension cable



## Comet Linear Profile



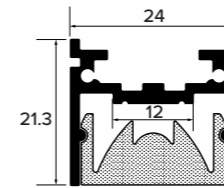
### APPLICATIONS

- Ceiling
- Pendant
- Wall
- Adjustable 0-200° when fitted with adjustable clip - COMET-AMC

### PRODUCT SPECIFICATIONS

Dimensions Wmm x Hmm	<b>24mm x 21mm</b>
Max Length	<b>2000mm</b>
Max LED Flex Width	<b>12mm</b>
IK Rating	<b>08</b>

### TECHNICAL DRAWING (MM)




PRODUCT CODE	DESCRIPTION	
COMET-SS-A*000	Comet profile 1m   2m   3m ano alu	■
COMET-SS-W*000	Comet profile 1m   2m   3m white	□
COMET-SS-B*000	Comet profile 1m   2m   3m black	■

### ACCESSORIES

PRODUCT CODE	DESCRIPTION
DR24-CD*000	DR24 Clear diffuser 1m   2m   3m
DR24-OD*000	DR24 Opal diffuser 1m   2m   3m
DR24-30D-2000	DR24 30 Deg lens 2000mm
DR24-40D-2000	DR24 40 Deg lens 2000mm
DR24-60D-2000	DR24 60 Deg lens 2000mm
COMET-EC*	End cap alu grey   white   black
COMET-ECH*	End cap w/hole alu grey   white   black
COMET-AMC	Comet adjustable mounting clip
COMET-SUS	Comet suspension cable



## Nero IP Linear Profile



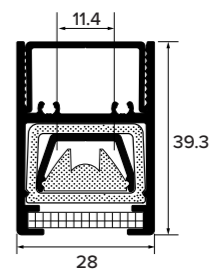
### APPLICATIONS

- Exterior
- Ceiling
- Pendant

### PRODUCT SPECIFICATIONS

Dimensions	<b>28mm x 39.3mm</b>
Max Length	<b>3000mm</b>
Max LED Flex Width	<b>11mm</b>
IK Rating	<b>08</b>

### TECHNICAL DRAWING (MM)



PRODUCT CODE	DESCRIPTION	
NERO-SS-W*000	Nero profile 1m   2m   3m white	□
NERO-SS-B*000	Nero profile 1m   2m   3m black	■

### ACCESSORIES

PRODUCT CODE	DESCRIPTION
NERO-SS-MP*000	Nero profile mounting plate 1m   2m   3m
NERO-SS-LMT*000	Nero profile LED mounting tray 1m   2m   3m
NERO-IEC-A	Internal end cap pair alu grey
NERO-EC*	End cap ano white   black
NERO-HC	Nero honeycomb 500mm black
NERO-SUS	Nero suspension cable





Private Residence  
 Briony Fitzgerald Design  
 Photography: Rohan Venn

## PREMIUM NEON FLEX

Our Neon Flex products come with a 5-year warranty and are designed to deliver superior performance, efficacy and colour quality.



### NEON FLEX QUICK REFERENCE

62 - 63

#### NEON FLEX 3D

10 x 10	64
13 x 13	64
16 x 16	65
20 x 20	65

#### NEON FLEX SIDE BEND

4 x 10	66
15 x 15	66











#### NEON FLEX TOP BEND

6 x 6	67
15 x 15	67
16 x 16 RGBW	68


#### NEON FLEX 360°

D25	69
-----	----

# Neon Flex Quick Reference Guide

PRODUCT	TECHNICAL DRAWING ( MM )	VOLTAGE	WATTAGE PER/M	LUMENS PER/W	LUMENS PER/M	CRI	CUTTING INTERVALS	IP RATING	MAXIMUM RUN	DIMENSIONS W MM X H MM	LED LIFE SPAN	WARRANTY	CCT	PRODUCT CODE	PAGE NUMBER
<b>Premium 3D Neon - Bendable in both side and top directions.</b>															
3D 10X10		24v DC	7.2 W/m	64 lm/W	460 lm/m	>90	33.3mm	IP65	5010mm	10mm x 10mm	50,000 Hrs	5 Years	2700K	NF-3D-10x10-24V-7.2W-27K-IP65	64
													3000K	NF-3D-10x10-24V-7.2W-30K-IP65	
													4000K	NF-3D-10x10-24V-7.2W-40K-IP65	
3D 13X13		24v DC	7.2 W/m	58 lm/W	415 lm/m	>90	50mm	IP65	5010mm	13mm x 13mm	50,000 Hrs	5 Years	2700K	NF-3D-13x13-24V-7.2W-27K-IP65	64
													3000K	NF-3D-13x13-24V-7.2W-30K-IP65	
													4000K	NF-3D-13x13-24V-7.2W-40K-IP65	
3D 16X16		24v DC	7.2 W/m	60 lm/W	434 lm/m	>90	50mm	IP65	5010mm	16mm x 16mm	50,000 Hrs	5 Years	2700K	NF-3D-16x16-24V-7.2W-27K-IP65	65
													3000K	NF-3D-16x16-24V-7.2W-30K-IP65	
													4000K	NF-3D-16x16-24V-7.2W-40K-IP65	
3D 20x20		24v DC	9.6 W/m	48 lm/W	462 lm/m	>90	50mm	IP65	5010mm	20mm x 20mm	50,000 Hrs	5 Years	2700K	NF-3D-20x20-24V-9.6W-27K-IP65	65
													3000K	NF-3D-20x20-24V-9.6W-30K-IP65	
													4000K	NF-3D-20x20-24V-9.6W-40K-IP65	
<b>Premium Side Bend Neon - Bendable in the side or horizontal direction.</b>															
Side Bend 4x10		24v DC	7.2 W/m	20 lm/W	147 lm/m	>90	50mm	IP65	5020mm	04mm x 10mm	50,000 Hrs	5 Years	2700K	NF-SB-4x10-24V-7.2W-27K-IP65	66
													3000K	NF-SB-4x10-24V-7.2W-30K-IP65	
													4000K	NF-SB-4x10-24V-7.2W-40K-IP65	
Side Bend 15x15		24v DC	9.6 W/m	38 lm/W	551 lm/m	>90	50mm	IP65	20000mm	15mm x 15mm	50,000 Hrs	5 Years	2700K	NF-SB-15x15-24V-9.6W-27K-IP65	66
													3000K	NF-SB-15x15-24V-9.6W-30K-IP65	
													4000K	NF-SB-15x15-24V-9.6W-40K-IP65	
<b>Premium Top Bend Neon - Bendable in the top or vertical direction.</b>															
Top Bend 6x6		24v DC	7.2W/m	81lm/W	581 lm/m	>90	33.3mm	IP65	5020mm	6mm x 6mm	50,000 Hrs	5 Years	2700K	NF-TB-6x6-24V-7.2W-27K-IP65	67
													3000K	NF-TB-6x6-24V-7.2W-30K-IP65	
													4000K	NF-TB-6x6-24V-7.2W-40K-IP65	
Top Bend 15x15		24v DC	9.6W/m	38m/W	551 lm/m	>90	50mm	IP65	20000mm	15mm x 15mm	50,000 Hrs	5 Years	2700K	NF-TB-15x15-24V-9.6W-27K-IP65	67
													3000K	NF-TB-15x15-24V-9.6W-30K-IP65	
													4000K	NF-TB-15x15-24V-9.6W-40K-IP65	
Top Bend 16x16		24v DC	15.3W/m	12lm/W	190 lm/m	>90	62.5mm	IP65	5020mm	16mm x 16mm	50,000 Hrs	5 Years	RGBW	NF-TB-16x16-24V-15.3W-RGBW-IP65	68
<b>Premium 360 Neon - 360deg illumination.</b>															
360° Ø25		24v DC	19.2W/m	76lm/W	1489 lm/m	>90	50mm	IP65	5006mm	Ø25mm	50,000 Hrs	5 Years	2700K	NF-360-D25-24V-19.2W-27K-IP65	69
													3000K	NF-360-D25-24V-19.2W-30K-IP65	
													4000K	NF-360-D25-24V-19.2W-40K-IP65	

### 3D 10 x 10

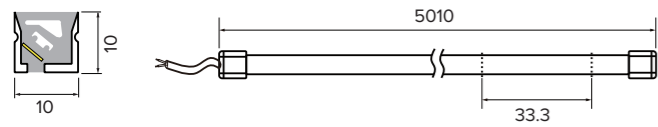


Top & side bend. Maximum bend radius ≤ 150mm for both directions.

#### PRODUCT SPECIFICATIONS

Input Voltage	<b>24v DC</b>
Power Consumption	<b>7.2 W/m</b>
Lumens per Watt	<b>58 lm/W</b>
Lumens per Metre	<b>421 lm/m *3000K</b>
CRI	<b>&gt; 90</b>
MacAdam's Ellipse	<b>3 SDCM</b>
Cutting Interval	<b>33.3mm</b>
Beam Angle	<b>112°</b>
Light Transmittance	<b>57%</b>
LED Lifespan	<b>L70 B10 50,000hrs</b>
IP Rating	<b>IP65</b>
IK Rating	<b>IK08</b>
Operating Temp	<b>-20 ~ 45°C</b>
Dimensions - Wmm x Hmm	<b>10mm x 10mm</b>
Roll Length	<b>20m</b>
Weight	<b>3.16kg</b>

#### TECHNICAL DRAWING (MM)




PRODUCT CODE	COLOUR	IP
NF-3D-10x10-24V-7.2W-27K-IP65	2700K	65
NF-3D-10x10-24V-7.2W-30K-IP65	3000K	65
NF-3D-10x10-24V-7.2W-40K-IP65	4000K	65

#### ACCESSORIES

PRODUCT CODE	DESCRIPTION
NF-3D-10x10-EFC	3D 10x10 End feed end cap
NF-3D-10x10-SFC	3D 10x10 Side feed end cap
NF-3D-10x10-RFC	3D 10x10 Rear Feed end Cap
NF-3D-10x10-EC	3D 10x10 End cap
NF-3D-10x10-MC	3D 10x10 Mounting clip
NF-3D-10x10-MP-2000	3D 10x10 Mounting profile 2m
NF-3D-10x10-FP-*000	3D 10x10 Flexible profile up to 5m



### 3D 13 x 13

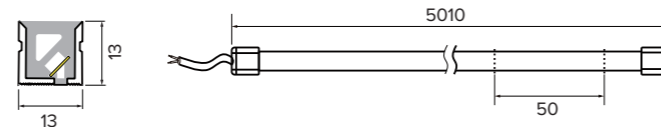


Top & side bend. Maximum bend radius ≤ 150mm for both directions.

#### PRODUCT SPECIFICATIONS

Input Voltage	<b>24v DC</b>
Power Consumption	<b>7.2 W/m</b>
Lumens per Watt	<b>54 lm/W</b>
Lumens per Metre	<b>392 lm/m *3000K</b>
CRI	<b>&gt; 90   &gt;85</b>
MacAdam's Ellipse	<b>3 SDCM</b>
Cutting Interval	<b>50mm</b>
Beam Angle	<b>112°</b>
Light Transmittance	<b>54%</b>
LED Lifespan	<b>L70 B10 50,000hrs</b>
IP Rating	<b>IP65</b>
IK Rating	<b>IK08</b>
Operating Temp	<b>-20 ~ 45°C</b>
Dimensions - Wmm x Hmm	<b>13mm x 13mm</b>
Roll Length	<b>5010mm</b>
Weight	<b>5kg</b>

#### TECHNICAL DRAWING (MM)




PRODUCT CODE	COLOUR	IP
NF-3D-13x13-24V-7.2W-27K-IP65	2700K	65
NF-3D-13x13-24V-7.2W-30K-IP65	3000K	65
NF-3D-13x13-24V-7.2W-40K-IP65	4000K	65

#### ACCESSORIES

PRODUCT CODE	DESCRIPTION
NF-3D-13x13-EFC	3D 13x13 End feed end cap
NF-3D-13x13-SFC	3D 13x13 Side feed end cap
NF-3D-13x13-RFC	3D 13x13 Rear feed end cap
NF-3D-13x13-EC	3D 13x13 End cap
NF-3D-13x13-MC	3D 13x13 Mounting clip
NF-3D-13x13-MP-2000	3D 13x13 Mounting profile 2m
NF-3D-13x13-FP-*000	3D 13x13 Flexible profile up to 5m



### 3D 16 x 16

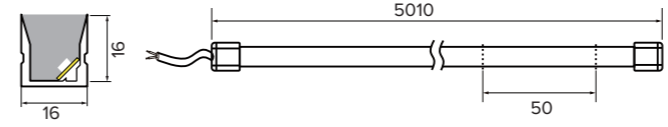


Top & side bend. Maximum bend radius ≤ 150mm for both directions.

#### PRODUCT SPECIFICATIONS

Input Voltage	<b>24v DC</b>
Power Consumption	<b>7.2 W/m</b>
Lumens per Watt	<b>54 lm/W</b>
Lumens per Metre	<b>386 lm/m *3000K</b>
CRI	<b>&gt; 90</b>
MacAdam's Ellipse	<b>3 SDCM</b>
Cutting Interval	<b>50mm</b>
Beam Angle	<b>112°</b>
Light Transmittance	<b>59%</b>
LED Lifespan	<b>L70 B10 50,000hrs</b>
IP Rating	<b>IP65</b>
IK Rating	<b>IK08</b>
Operating Temp	<b>-20 ~ 45°C</b>
Dimensions - Wmm x Hmm	<b>16mm x 16mm</b>
Roll Length	<b>5010mm</b>
Weight	<b>5.7kg</b>

#### TECHNICAL DRAWING (MM)




PRODUCT CODE	COLOUR	IP
NF-3D-16x16-24V-7.2W-27K-IP65	2700K	65
NF-3D-16x16-24V-7.2W-30K-IP65	3000K	65
NF-3D-16x16-24V-7.2W-40K-IP65	4000K	65

#### ACCESSORIES

PRODUCT CODE	DESCRIPTION
NF-3D-16x16-EFC	3D 16x16 End feed end cap
NF-3D-16x16-SFC	3D 16x16 Side feed end cap
NF-3D-16x16-RFC	3D 16x16 Rear Feed end Cap
NF-3D-16x16-EC	3D 16x16 End cap
NF-3D-16x16-MC	3D16x16 Mounting clip
NF-3D-16x16-MP-2000	3D 16x16 Mounting profile 2m
NF-3D-16x16-FP-*000	3D 16x16 Flexible profile up to 5m



### 3D 20 x 20

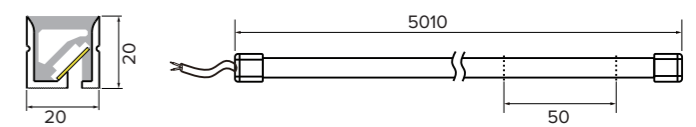


Top & side bend. Maximum bend radius ≤ 150mm for both directions.

#### PRODUCT SPECIFICATIONS

Input Voltage	<b>24v DC</b>
Power Consumption	<b>9.6 W/m</b>
Lumens per Watt	<b>46 lm/W</b>
Lumens per Metre	<b>436 lm/m *3000K</b>
CRI	<b>&gt; 90</b>
MacAdam's Ellipse	<b>3 SDCM</b>
Cutting Interval	<b>50mm</b>
Beam Angle	<b>112°</b>
Light Transmittance	<b>50%</b>
LED Lifespan	<b>L70 B10 50,000hrs</b>
IP Rating	<b>IP65</b>
IK Rating	<b>IK08</b>
Operating Temp	<b>-20 ~ 45°C</b>
Dimensions - Wmm x Hmm	<b>20mm x 20mm</b>
Roll Length	<b>5010mm</b>
Weight	<b>5.9kg   9kg</b>

#### TECHNICAL DRAWING (MM)




PRODUCT CODE	COLOUR	IP
NF-3D-20x20-24V-9.6W-27K-IP65	2700K	65
NF-3D-20x20-24V-9.6W-30K-IP65	3000K	65
NF-3D-20x20-24V-9.6W-40K-IP65	4000K	65

#### ACCESSORIES

PRODUCT CODE	DESCRIPTION
NF-3D-20x20-EFC	3D 20x20 End feed end cap
NF-3D-20x20-SFC	3D 20x20 Side feed end cap
NF-3D-20x20-RFC	3D 20x20 Rear Feed end Cap
NF-3D-20x20-EC	3D 20x20 End cap
NF-3D-20x20-MC	3D 20x20 Mounting clip
NF-3D-20x20-MP-2000	3D 20x20 Mounting profile 2m
NF-3D-20x20-FP-*000	3D 20x20 Flexible profile up to 5m



## SIDE BEND 4 x 10

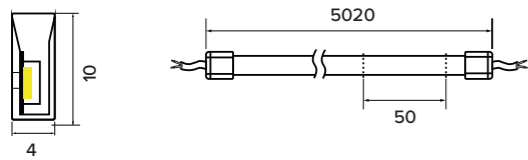


Side or horizontal bend. Maximum bend radius ≤ 100mm.

### PRODUCT SPECIFICATIONS

Input Voltage	24v DC
Power Consumption	7.2 W/m
Lumens per Watt	19lm/W
Lumens per Metre	138 lm/m *3000K
CRI	> 90
MacAdam's Ellipse	3 SDCM
Cutting Interval	50mm
Beam Angle	113°
Light Transmittance	19%
LED Lifespan	L70 B10 30,000hrs
IP Rating	IP65
IK Rating	IK08
Operating Temp	-20 ~ 45°C
Dimensions - Wmm x Hmm	4mm x 10mm
Roll Length	5010mm
Weight	3kg

### TECHNICAL DRAWING (MM)




PRODUCT CODE	COLOUR	IP
NF-SB-4x10-24V-7.2W-27K-IP65	2700K	65
NF-SB-4x10-24V-7.2W-30K-IP65	3000K	65
NF-SB-4x10-24V-7.2W-40K-IP65	4000K	65

### ACCESSORIES

PRODUCT CODE	DESCRIPTION
NF-SB-4x10-EFC	Side Bend 4x10 End feed end cap
NF-SB-4x10-EC	Side Bend 4x10 End cap
NF-SB-4x10-MC	Side Bend 4x10 Mounting clip
NF-SB-4x10-MP-2000	Side Bend 4x10 Mounting profile 2m
NF-SB-4x10-FP*000	Side Bend 4x10 Flexible profile up to 5m



## SIDE BEND 15 x 15

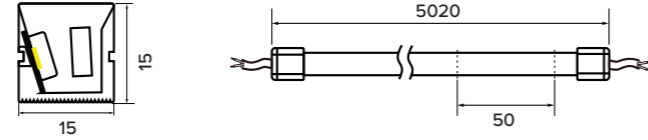


Side or horizontal bend. Maximum bend radius ≤ 100mm.

### PRODUCT SPECIFICATIONS

Input Voltage	24v DC
Power Consumption	9.6 W/m
Lumens per Watt	54 lm/W
Lumens per Metre	520 lm/m *3000K
CRI	> 90
MacAdam's Ellipse	3 SDCM
Cutting Interval	50mm
Beam Angle	115°
Light Transmittance	50%
LED Lifespan	L70 B10 30,000hrs
IP Rating	IP65
IK Rating	IK08
Operating Temp	-20 ~ 45°C
Dimensions - Wmm x Hmm	15mm x 15mm
Roll Length	20000mm
Weight	5.7kg

### TECHNICAL DRAWING (MM)



PRODUCT CODE	COLOUR	IP
NF-SB-15x15-24V-9.6W-27K-IP65	2700K	65
NF-SB-15x15-24V-9.6W-30K-IP65	3000K	65
NF-SB-15x15-24V-9.6W-40K-IP65	4000K	65

### ACCESSORIES

PRODUCT CODE	DESCRIPTION
NF-SB-15x15-EFC	Side Bend 15x15 End feed end cap
NF-SB-15x15-SFC	Side Bend 15x15 Side feed end cap
NF-SB-15x15-RFC	Side Bend 15x15 Rear feed end cap
NF-SB-15x15-EC	Side Bend 15x15 End cap
NF-SB-15x15-MC	Side Bend 15x15 Mounting clip
NF-SB-15x15-MP-2000	Side Bend 15x15 Mounting profile 2m
NF-SB-15x15-FP*000	Side Bend 15x15 Flexible profile up to 5m



## TOP BEND 6 x 6

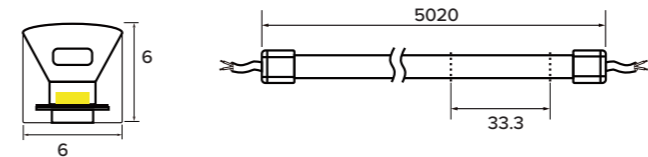


Top or vertical bend. Maximum bend radius ≤ 100mm.

### PRODUCT SPECIFICATIONS

Input Voltage	24v DC
Power Consumption	7.2W/m
Lumens per Watt	63 lm/W
Lumens per Metre	451 lm/m *3000K
CRI	> 90
MacAdam's Ellipse	3 SDCM
Cutting Interval	33.3mm
Beam Angle	112°
Light Transmittance	61%
LED Lifespan	L70 B10 30,000hrs
IP Rating	IP65
IK Rating	IK08
Operating Temp	-20 ~ 45°C
Dimensions - Wmm x Hmm	6mm x 6mm
Roll Length	5010mm
Weight	3kg

### TECHNICAL DRAWING (MM)




PRODUCT CODE	COLOUR	IP
NF-TB-6x6-24V-7.2W-27K-IP65	2700K	65
NF-TB-6x6-24V-7.2W-30K-IP65	3000K	65
NF-TB-6x6-24V-7.2W-40K-IP65	4000K	65

### ACCESSORIES

PRODUCT CODE	DESCRIPTION
NF-TB-6x6-EFC	Top Bend 6x6 End feed end cap
NF-TB-6x6-SFC	Top Bend 6x6 Side feed end cap
NF-TB-6x6-RFC	Top Bend 6x6 Rear feed end cap
NF-TB-6x6-EC	Top Bend 6x6 End cap
NF-TB-6x6-MC	Top Bend 6x6 Mounting clip
NF-TB-6x6-MP-2000	Top Bend 6x6 Mounting profile 2m
NF-TB-6x6-FP*000	Top Bend 6x6 Flexible profile up to 5m



## TOP BEND 15 x 15

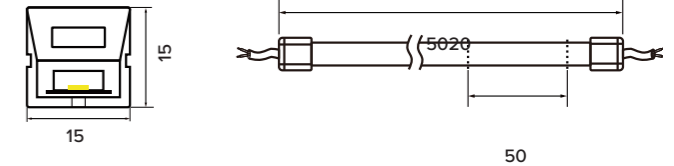


Top or vertical bend. Maximum bend radius ≤ 100mm.

### PRODUCT SPECIFICATIONS

Input Voltage	24v DC
Power Consumption	9.6 W/m
Lumens per Watt	54 lm/W
Lumens per Metre	520 lm/m *3000K
MacAdam's Ellipse	3 SDCM
Cutting Interval	50mm
Beam Angle	115°
Light Transmittance	50%
LED Lifespan	L70 B10 50,000hrs
IP Rating	IP65
IK Rating	IK08
Operating Temp	-20 ~ 45°C
Dimensions - Wmm x Hmm	15mm x 15mm
Roll Length	20000mm
Weight	5.7kg

### TECHNICAL DRAWING (MM)




PRODUCT CODE	COLOUR	IP
NF-TB-15x15-24V-9.6W-27K-IP65	2700K	65
NF-TB-15x15-24V-9.6W-30K-IP65	3000K	65
NF-TB-15x15-24V-9.6W-40K-IP65	4000K	65

### ACCESSORIES

PRODUCT CODE	DESCRIPTION
NF-TB-15x15-EFC	Top Bend 15x15 End feed end cap
NF-TB-15x15-SFC	Top Bend 15x15 Side feed end cap
NF-TB-15x15-RFC	Top Bend 15x15 Rear feed end cap
NF-TB-15x15-EC	Top Bend 15x15 End cap
NF-TB-15x15-MC	Top Bend 15x15 Mounting clip
NF-TB-15x15-MP-2000	Top Bend 15x15 Mounting profile 2m
NF-TB-15x15-FP*000	Top Bend 15x15 Flexible profile up to 5m
NF-TB-15x15-FP*000	15x15 Flexible profile 1m   2m   3m   4m   5m



## TOP BEND 16 x 16 RGBW

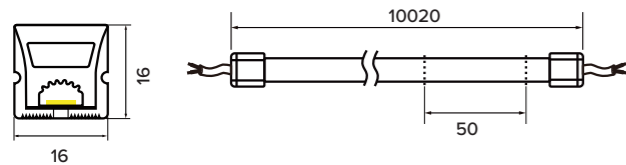


Top or vertical bend. Maximum bend radius ≤ 100mm.

### PRODUCT SPECIFICATIONS

Input Voltage	<b>24v DC</b>
Power Consumption	<b>15.3 W/m</b>
Lumens per Watt	<b>12 lm/W</b>
Lumens per Metre	<b>190 lm/m *3000K</b>
CRI	<b>&gt; 90</b>
MacAdam's Ellipse	<b>3 SDCM</b>
Cutting Interval	<b>62.5mm</b>
Beam Angle	<b>115°</b>
Light Transmittance	<b>61%</b>
LED Lifespan	<b>L70 B10 50,000hrs</b>
IP Rating	<b>IP65</b>
IK Rating	<b>IK08</b>
Operating Temp	<b>-20 ~ 45°C</b>
Dimensions - Wmm x Hmm	<b>16mm x 16mm</b>
Roll Length	<b>5020mm</b>
Weight	<b>5.7kg</b>

### TECHNICAL DRAWING (MM)




PRODUCT CODE	COLOUR	IP
NF-TB-16x16-24V-15.3W-RGBW-IP65	<span style="color:red">■</span> <span style="color:green">■</span> <span style="color:blue">■</span> <span style="color:orange">■</span> RGBW	65

### ACCESSORIES

PRODUCT CODE	DESCRIPTION
NF-TB-16x16-EFC	Top Bend 16x16 End feed end cap
NF-TB-16x16-SFC	Top Bend 16x16 Side feed end cap
NF-TB-16x16-RFC	Top Bend 16x16 Rear feed cap
NF-TB-16x16-EC	Top Bend 16x16 End cap
NF-TB-16x16-MC	Top Bend 16x16 Mounting clip
NF-TB-16x16-MP-2000	Top Bend 16x16 Mounting profile 2m
NF-TB-16x16-FP-*000	Top Bend 16x16 Flexible profile up to 5m



## 360° Ø25

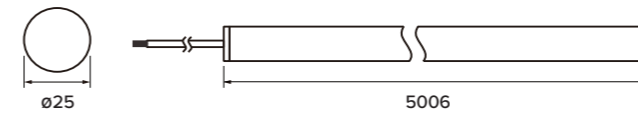


Bend in one direction only. Maximum bend radius ≤ 200mm.

### PRODUCT SPECIFICATIONS

Input Voltage	<b>24v DC</b>
Power Consumption	<b>19.2W/m</b>
Lumens per Watt	<b>72 lm/W</b>
Lumens per Metre	<b>1430 lm/m *3000K</b>
CRI	<b>&gt; 90   &gt; 80</b>
MacAdam's Ellipse	<b>3 SDCM</b>
Cutting Interval	<b>Free-cut</b>
Beam Angle	<b>360°</b>
Light Transmittance	<b>73%</b>
LED Lifespan	<b>L70 B10 30,000hrs</b>
IP Rating	<b>IP20   IP65</b>
IK Rating	<b>IK08</b>
Operating Temp	<b>-20 ~ 45°C</b>
Dimensions - Wmm x Hmm	<b>12mm x 20mm</b>
Roll Length	<b>5006mm   10000mm</b>
Weight	

### TECHNICAL DRAWING (MM)



PRODUCT CODE	COLOUR	IP
NF-360-D25-24V-19.2W-27K-IP65	<span style="color:orange">■</span> 2700K	65
NF-360-D25-24V-19.2W-30K-IP65	<span style="color:yellow">■</span> 3000K	65
NF-360-D25-24V-19.2W-40K-IP65	<span style="color:lightblue">■</span> 4000K	65



### ACCESSORIES

PRODUCT CODE	DESCRIPTION
NF-360-D25-SE	360 D25 Straight entry end cap alu
NF-360-D25-EC	360 D25 Tail end cap alu
NF-360-D25-DENW-C	360 D25 Sde Entry end cap alu
NF-360-D25-NSFC	360 D25 Solder-free connector with 1m cable
NF-360-D25-TC	360 D25 T Connector alu
NF-360-D25-CC	360 D25 Ceiling connector fixed bolt alu
NF-360-D25-SMC	360 D25 Ceiling mount clip
NF-360-D25-PMC	360 D25 Pendant wire clip
NF-360-D25-BP	360 D25 60-120cm Elastic pendant pole black
NF-360-D25-BEP	360 D25 30-60cm Elastic pendant pole black
NF-360-D25-1MB	360 D25 Ceiling mount U bracket
NF-360-D25-1MT	360 D25 Pendant U bracket
NF-360-D25-PB*	360 D25 2   3 Hole pendant box
NF-360-D25-MESH-*	360 D25 Red   Yellow   Black Mesh
NF-360-D25-DENW-W2	360 D25 Pendant tail end cap alu
NF-360-D25-PRW-0612-SMW	360 D25 60-120cm Elastic pendant pole white
NF-360-D25-PRW-0306-SMW	360 D25 30-60cm Elastic pendant pole white
NF-360-D25-WM-*	360 D25 Wall mount bracket 2pcs Black   White   Silver
NF-360-D25-SMPC-002	360 D25 Ceiling mount R clip 2pcs transparent
NF-360-D25-SMPC-003	360 D25 Ceiling mount clip 2pcs transparent
NF-360-D25-PRPC-002	360 D25 Pendant poles Q tube 2pcs transparent
NF-360-D25-PRPC-004	360 D25 Pendant poles clip 2pcs/set transparent
NF-360-D25-SMPC-1M	360 D25 Ceiling mount U bracket 1m transparent
NF-360-D25-PRPC-1M	360 D25 Pendant U bracket 1m transparent + 2pcs wires excl canopy
NF-360-D25-P*B-1.5M	360 D25 Profile for pendant wire   pole suspension 1.5m black
NF-360-D25-Q30*-2M	360 D25 Profile for pendant wire & pole suspension 2m black   white   silver
NF-360-D25-PT*	360 D25 Profile connector silver   black   white black



# ONIR

ONIR IS DISTRIBUTED BY  
**INT. LIGHTING**

02 9816 4155  
INFO@INTLIGHTING.COM.AU

